

- High Performance 14 Slot PXI/cPCI Backplane
- Dual Modular Supplies
- Compact Benchtop Footprint
- Low Profile 4U Rugged Design
- Voltage Monitoring Included
- Power Supplies Hot Swap Capable
- Low Audible Operating Noise Versions Available
- 3 Year Warranty



Pickering Interfaces' 40-914 PXI Chassis features an industry-standard, fourteen-slot PXI/cPCI backplane integrated into a 3U cardcage.

The 41-914 includes all the features and performance required by the PXI standard and supports a control interface or embedded controller and up to 13 additional 3U peripheral modules.

It can be controlled from a PC using Pickering Interfaces PCI to PXI Control Interface 41-921.

The 40-914 chassis is provided with two removable modular power supplies on the left of the chassis. Power

Pickering's Range of PXI & PXIe Chassis			
Chassis Type	Slots	Chassis Size	Model No.
PXI	8	4U Full Rack	40-908
PXI	14	4U Full Rack	40-914
PXI	19	4U Full Rack	40-923A
PXI	8	4U Half Rack	40-924
PXIe Hybrid (Gen 3)	8	4U Half Rack	42-924
PXIe Hybrid (Gen 3)	18	4U Full Rack	42-925
PXIe Hybrid (Gen 2)	18	4U Full Rack	42-926
PXI with LXI Control*	7	4U Half Rack	60-102D
PXI with LXI Control*	18	4U Full Rack	60-103D
PXI with LXI/USB Control	2	1U Half Rack	60-104
PXI with LXI/USB Control	4	2U Half Rack	60-105
PXI with LXI/USB Control*	6	1U Full Rack	60-106

*Includes Scan List Sequencing and optional Triggering function.



supply voltage status and fault monitoring is via front panel LEDs. Replacement power supply modules are available from Pickering.

Four 56 cfm fans (total 224 cfm) ensure maximum cooling with minimal noise. Quick filter media and fan maintenance is provided by a removable fan tray.

For applications such as office or laboratory environments where acoustic noise levels are critical, the chassis can be supplied with either lower speed fans or with fans whose speed can be set to full, medium or slow with easily accessed internal switches.

Specifications

Chassis Backplane:	Incorporates all the features of the PXI specification. The backplane is 64-bit with PXI triggers, Star Trigger, Local Bus & internal PXI clock.
--------------------	--------------------------------------------------------------------------------------------------------------------------------------------------

Cooling

Airflow:	Bottom intake, side/rear exhaust, pressurized cardcage.
Fans:	4 off 55 cfm fans (224 cfm total).
Acoustic Noise:	56.5 - 58.2 dB @ 1 m (A weighting).
Air Filter:	Bottom accessible, washable media.
Low Acoustic Noise	Available with selectable fan speed (3 speeds set by internal switches).
Versions:	Available with low noise fans.

Power Supply

Input Voltage Range:	90 - 264 VAC, universal input, Line Fuse protected.
Cooling:	Convection, with chassis forced air.

Supplied with two 175 W power supplies (Type 59102) with the following total capacity:

DC Outputs	Dual Supplies
+3.3 V	50 A
+5 V	50 A
+12 V	6 A
-12 V	2 A

Note: Combined 3.3 V and 5 V current, 54 A Maximum.

Power Factor:	0.99 (typical).
Efficiency:	70% (typical).

Power Supply Monitoring

Interface:	Front panel LED indicators.
Functions:	Power supply DC output voltage verification (90% nominal).
Indicators:	Green LEDs for Power OK, Red LED for Fault.

Product Order Codes

14-Slot, 3U, 350 W PXI Chassis	40-914-001
Chassis with 3 speed fans	40-914-101
Chassis with low noise fans	40-914-201
PCI to PXI Control Interface Kit (for full details of our fast PCI to PXI control Interface see the 41-921 data sheet).	41-921-001-KIT

Accessories

Replacement Power Supply Module	44-901-003
---------------------------------	-------------------

Mechanical Specification

Cardcage:	Front loading 3U x 160 mm, flush, 14 slots, IEEE 1101.1, 1101.10 and 1101.11
Dimensions:	Depth: 257.8 mm (10.53") Width: 442.2 mm (17.41") without rack mount flanges. Width: 482.6 mm (19.00") with rack mount flanges. Height: 177 mm (6.97")
Weight:	8.5 kg (18.6 lbs) without PXI modules

Operating/Storage Conditions

Operating Conditions

Operating Temperature:	0°C to +55°C
Humidity:	Up to 95% non-condensing
Altitude:	5000 m

Storage and Transport Conditions


Storage Temperature:	-20°C to +70°C
Humidity:	Up to 95% non-condensing
Altitude:	15000 m

Safety & CE Compliance

All modules are fully CE compliant and meet applicable EU directives: Low-voltage safety EN61010-1:2001, EMC Immunity EN61000-6-1:2001, Emissions EN55011:1998.

Connectivity Solutions


We provide a full range of supporting cable and connector solutions for all our switching products—20 connector families with 1200+ products. We offer everything from simple mating connectors to complex cables assemblies and terminal blocks. All assemblies are manufactured by Pickering and are guaranteed to mechanically and electrically mate to our modules.



Connectors & Backshells



Multiway Cable Assemblies



RF Cable Assemblies



Connector Blocks

We also offer customized cabling and have a free online **Cable Design Tool** that can be used to create custom cable solutions for many applications. Visit: pickeringtest.com/cdt to start your design.

Mass Interconnect

We recommend the use of a mass interconnect solution when an Interchangeable Test Adapter (ITA) is required for a PXI or LXI based test system. Our modules are fully supported by both Virginia Panel and MacPanel.

Pickering Reed Relays

We are the only switch provider with in-house reed relay manufacturing capability via our Relay Division. These instrument grade reed relays feature **SoftCenter™** technology, ensuring long service life and repeatable contact performance.

To learn more, please go to: pickeringrelay.com



Programming

Pickering provide kernel, IVI and VISA (NI & Keysight) drivers which are compatible with all Microsoft supported versions of Windows and popular older versions. For a list of all supporting operating systems, please see: pickeringtest.com/os

The VISA driver support is provided for LabVIEW Real Time Operating Systems (Pharlap and Linux-RT). For other RTOS support contact Pickering. These drivers may be used with a variety of programming environments and applications including:

- **Pickering Interfaces Switch Path Manager**
- **National Instruments** products (LabVIEW, LabWindows/CVI, Switch Executive, MAX, TestStand, VeriStand, etc.)
- **Microsoft Visual Studio** products (Visual Basic, Visual C++)
- **Programming Languages** C, C++, C#, Python
- **Keysight** VEE and OpenTAP
- **Mathworks** Matlab
- **Marvin** ATEasy
- **MTQ Testsolutions** Tecap Test & Measurement Suite

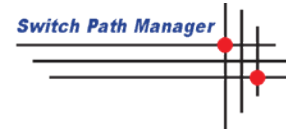
Drivers for popular Linux distributions are available, other environments are also supported, please contact Pickering with specific enquiries. We provide Soft Front Panels (SFPs) for our products for familiarity and manual control, as well as comprehensive documentation and example programs to help you develop test routines with ease.

To learn more about software drivers and development environments, please go to: pickeringtest.com/software

Signal Routing Software

Our signal routing software, Switch Path Manager, automatically selects and energizes switch paths through Pickering switching systems. Signal routing is performed by simply defining test system endpoints to be connected together, greatly accelerating Test System software development.

To learn more, please go to: pickeringtest.com/spm



Diagnostic Relay Test Tools

eBIRST Switching System Test Tools are designed specifically for our PXI, PCI or LXI products, these tools simplify switching system fault-finding by quickly testing the system and graphically identifying the faulty relay.

To learn more, please go to: pickeringtest.com/ebirst



Three Year Warranty & Guaranteed Long-Term Support

All standard products manufactured by Pickering Interfaces are warranted against defective materials and workmanship for a period of three years from the date of delivery to the original purchaser. Extended warranty and service agreements are available for all our modules and systems with various levels to suit your requirements. Although we offer a 3-year warranty as standard, we also include guaranteed long-term support—with a history of supporting our products for typically 15-20 years. To learn more, please go to: pickeringtest.com/support

Available Product Resources

We have a large library of product resources including success stories, product and support videos, articles and white papers as well as application specific product brochures to assist when looking for the switching, simulation and connection solutions you need. We have also published handy reference books on Switching Technology and for the PXI and LXI standards.



To view, download or request any of our product resources, please visit: pickeringtest.com/resources

© Copyright (2023) Pickering Interfaces. All Rights Reserved
Pickering Interfaces maintains a commitment to continuous product development, consequently we reserve the right to vary from the description given in this data sheet.