


- High Density Reed Relay Matrix Card
- 1 Short Slot PCI
- 22x4, Dual 20x4, 22x8 or 44x4
- 1-Pole, 2-Pole or 1-Pole Screened Versions
- Large Matrices Built Using Multiple Cards
- Screened 50 Ω Option
- Uses High Reliability Pickering Reed Relays For Maximum Performance
- Fast Operating Speed <500µs
- Switch up to 100 V, 1.2 A with 20 W Max Power
- VISA, IVI & Kernel Drivers Supplied for Windows
- Supported by eBIRST™
- 3 Year Warranty



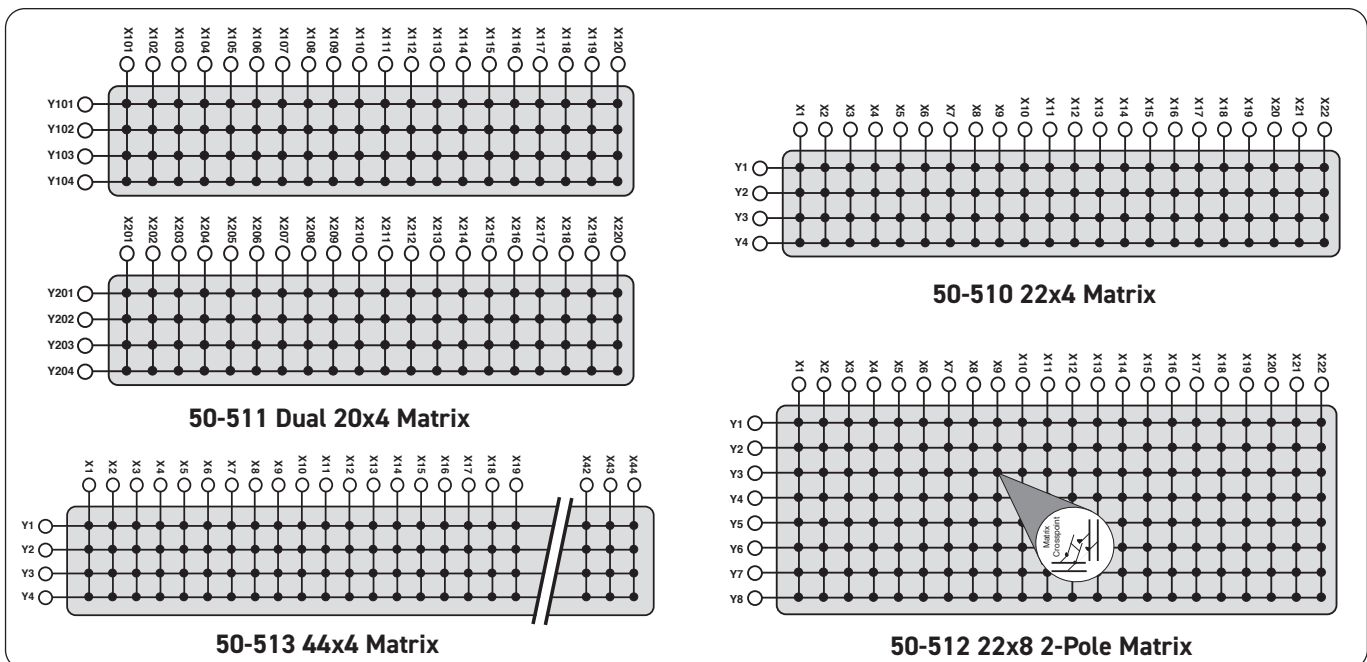
The 50-510 series of matrix cards feature a wide range of switching configurations (22x4, dual 20x4, 22x8 and 44x4). Larger matrices may be constructed by daisy chaining the common signals from multiple PCI cards. For example four 44x4 cards will form a 176x4 Matrix, a total of 1704 crosspoints.

Typical applications include signal routing in Functional ATE and data acquisition systems. These matrix cards are constructed using high reliability ruthenium electro-plated reed relays, offering >10⁸ operations to give maximum switching confidence with long life and stable contact resistance. Available reed relay formats are 1-pole, 2-pole and 1-Pole screened.

Supported by eBIRST

eBIRST switching system test tools simplify switching system fault-finding by quickly testing the system and graphically identifying the faulty relay.

For more information go to: pickeringtest.com/ebirst




Relay Type

The 50-510 series cards are fitted with series 109 ruthenium electroplated reed relays manufactured by our Relay Division. These offer very long life with good low level switching performance and excellent contact resistance stability.

Series 109 reed relays are the smallest double pole reed relays currently available (the picture shows two 109-2-A-12/2D reed relays together with a British 1 pence coin, shown actual size).

Spare reed relays are built onto the circuit board to allow easy maintenance with minimum downtime.



For more information please visit: pickeringrelay.com

Switching Specification

Switch Type:	Ruthenium Reed
Max Switching Voltage:	100 V*
Max Power:	20 W
Max Switch Current:	0.5 A
Max Carry Current:	1.2 A
On Path Resistance:	<1500 mΩ
Off Path Resistance:	>10 ⁹ Ω
Differential Thermal Offset:	<5 μV
Bandwidth:	25 MHz (50-510 & 50-511) 10 MHz (50-512 & 50-513)
Operate Time:	<1 ms, 0.5 ms typical
Release Time:	<1 ms, 0.5 ms typical
Expected Life	
Low power load:	>1x10 ⁸ operations
Full power load:	>5x10 ⁶ operations

* For full voltage rating, signal sources must be fully isolated from mains supply and safety earth.

Power Requirements

+3.3V	+5V	+12V	-12V
0	Min: 0.8 W Typical: 1.4 W Max: 5 W	0	0

Mechanical Characteristics

Single slot short PCI format.

3D models for all versions in a variety of popular file formats are available on request.

Connectors

Signals via a 96-pin male micro-D connector, for pin outs please refer to the operating manual.

PCI Compliance

The 50-510 series comply with the PCI Specification 2.0 (issued Feb 2004).

Signalling Environment: 33 MHz, 32-bit (+5V only).

Safety & CE Compliance

All cards are fully CE compliant and meet applicable EU directives: Low-voltage safety EN61010-1:2010, EMC Immunity EN61326-1:2013, Emissions EN55011:2009+A1:2010.

Operating/Storage Conditions

Operating Conditions

Operating Temperature: 0°C to +55°C
Humidity: Up to 90% non-condensing
Altitude: 5000 m

Storage and Transport Conditions

Storage Temperature: -20°C to +75°C
Humidity: Up to 90% non-condensing
Altitude: 15000 m

Product Order Codes

Single 22x4 Matrix, 1-Pole	50-510-021
Single 22x4 Matrix, Screened 1-Pole	50-510-021-S
Single 22x4 Matrix, 2-Pole	50-510-022
Dual 20x4 Matrix, 1-Pole	50-511-021
Dual 20x4 Matrix, Screened 1-Pole	50-511-021-S
Dual 20x4 Matrix, 2-Pole	50-511-022
Single 22x8 Matrix, 1-Pole	50-512-021
Single 22x8 Matrix, Screened 1-Pole	50-512-021-S
Single 22x8 Matrix, 2-Pole	50-512-022
Single 44x4 Matrix, 1-Pole	50-513-021
Single 44x4 Matrix, Screened 1-Pole	50-513-021-S
Single 44x4 Matrix, 2-Pole	50-513-022
Expansion Cables:	
50-512 Expansion to 44x8	50-976-020-0.1M
50-512 Expansion to 22x16	50-976-050-0.1M
50-513 Expansion to 88x4	50-976-020-0.1M
50-513 Expansion to 44x8	50-976-050-0.1M

Product Customization

Pickering PCI cards are designed and manufactured on our own flexible manufacturing lines, giving complete product control and enabling simple customization to meet very specific requirements.

Customization can include:

- Alternative reed relay types
- Mixture of reed relay types
- Alternative number of relays
- Different performance specifications

All customized products are given a unique part number, fully documented and may be ordered at any time in the future. Please contact your local sales office to discuss.

Support Products

eBIRST Switching System Test Tool

This product is supported by the eBIRST test tools which simplify the identification of failed relays, the required eBIRST tools are below. For more information go to:

pickeringtest.com/ebirst

Product	Test Tool	Adaptor	Termination
50-510/511 /512/513	93-002-001	93-002-226	93-016-103

Spare Relay Kits

Kits of replacement relays are available for the majority of Pickering's PXI switching products, simplifying servicing and reducing down-time.

Product	Relay Kit
50-510-021	91-100-003
50-510-021-S	91-100-011
50-510-022	91-100-008
50-511-021	91-100-003
50-511-021-S	91-100-011
50-511-022	91-100-008
50-512-021	91-100-003
50-512-021-S	91-100-011
50-512-022	91-100-008
50-513-021	91-100-003
50-513-021-S	91-100-011
50-513-022	91-100-008

For further assistance, please contact your local Pickering sales office.

Mating Connectors & Cabling

For connection accessories for the 50-510 series please refer to the [90-016D](#) 96-pin micro-D Connector Accessories data sheet where a complete list and documentation can be found for accessories, or refer to the Connection Solutions catalog.

Connectivity Solutions

We provide a full range of supporting cable and connector solutions for all our switching products—20 connector families with 1200+ products. We offer everything from simple mating connectors to complex cables assemblies and terminal blocks. All assemblies are manufactured by Pickering and are guaranteed to mechanically and electrically mate to our modules.



Connectors & Backshells



Multiway Cable Assemblies



RF Cable Assemblies



Connector Blocks

We also offer customized cabling and have a free online **Cable Design Tool** that can be used to create custom cable solutions for many applications. Visit: pickeringtest.com/cdt to start your design.

Mass Interconnect

We recommend the use of a mass interconnect solution when an Interchangeable Test Adapter (ITA) is required for a PXI or LXI based test system. Our modules are fully supported by both Virginia Panel and MacPanel.



Pickering Reed Relays

We are the only switch provider with in-house reed relay manufacturing capability via our Relay Division. These instrument grade reed relays feature **SoftCenter™** technology, ensuring long service life and repeatable contact performance. To learn more, please go to: pickeringrelay.com



Programming

Pickering provide kernel, IVI and VISA (NI & Keysight) drivers which are compatible with all Microsoft supported versions of Windows and popular older versions. For a list of all supporting operating systems, please see: pickeringtest.com/os

The VISA driver is also compatible with Real-Time Operating Systems such as LabVIEW RT. For other RTOS support contact Pickering. These drivers may be used with a variety of programming environments and applications including:


- **Pickering Interfaces Switch Path Manager**
- **National Instruments** products (LabVIEW, LabWindows/CVI, Switch Executive, MAX, TestStand, VeriStand, etc.)
- **Microsoft Visual Studio** products (Visual Basic, Visual C+)
- **Keysight** VEE and OpenTAP
- **Mathworks** Matlab
- **Marvin** ATEasy
- **MTQ Testsolutions** Tecap Test & Measurement Suite

Drivers for popular Linux distributions are available, other environments are also supported, please contact Pickering with specific enquiries. We provide Soft Front Panels (SFPs) for our products for familiarity and manual control, as well as comprehensive documentation and example programs to help you develop test routines with ease.

To learn more about software drivers and development environments, please go to: pickeringtest.com/software

Signal Routing Software

Our signal routing software, Switch Path Manager, automatically selects and energizes switch paths through Pickering switching systems. Signal routing is performed by simply defining test system endpoints to be connected together, greatly accelerating Test System software development. To learn more, please go to: pickeringtest.com/spm



Diagnostic Relay Test Tools

eBIRST Switching System Test Tools are designed specifically for our PXI, PCI or LXI products, these tools simplify switching system fault-finding by quickly testing the system and graphically identifying the faulty relay. To learn more, please go to: pickeringtest.com/ebirst



Three Year Warranty & Guaranteed Long-Term Support

All standard products manufactured by Pickering Interfaces are warranted against defective materials and workmanship for a period of three years from the date of delivery to the original purchaser. Extended warranty and service agreements are available for all our modules and systems with various levels to suit your requirements. Although we offer a 3-year warranty as standard, we also include guaranteed long-term support—with a history of supporting our products for typically 15-20 years. To learn more, please go to: pickeringtest.com/support

Available Product Resources

We have a large library of product resources including success stories, product and support videos, articles and white papers as well as application specific product brochures to assist when looking for the switching, simulation and connection solutions you need. We have also published handy reference books on Switching Technology and for the PXI and LXI standards.



To view, download or request any of our product resources, please visit: pickeringtest.com/resources

© Copyright (2021) Pickering Interfaces. All Rights Reserved. Pickering Interfaces maintains a commitment to continuous product development, consequently we reserve the right to vary from the description given in this data sheet.