

- 8 or 13 DPDT Electro-mechanical Relays Per Module
- Switch up to 220VDC/125VAC, 2A with 60W Max Power
- Operating Speed <3ms
- VISA, IVI & Kernel Drivers Supplied for Windows
- Supported by PXI or LXI Chassis
- 3 Year Warranty

Pickering Interfaces 40-130 DPDT Relay Modules are suitable for applications where ordinary reed relay modules require additional current/voltage capacity. The 40-130 is suitable for voltages up to 220VDC/125VAC and current handling to 2A it is available in a choice of 8 and 13 relay versions. Connections are made via a front panel mounted 50 or 78 pin D-Type connector.


Applications for the 40-130 include changeover switching action where 2 wires must be switched simultaneously (e.g. signal and ground), also it can be configured as a polarity switching module (see diagram). It will also find many applications in Telecom test for switching POTS, ISDN or xDSL telephony signals. Bandwidth for most configurations is 50MHz.

## Rtange Description

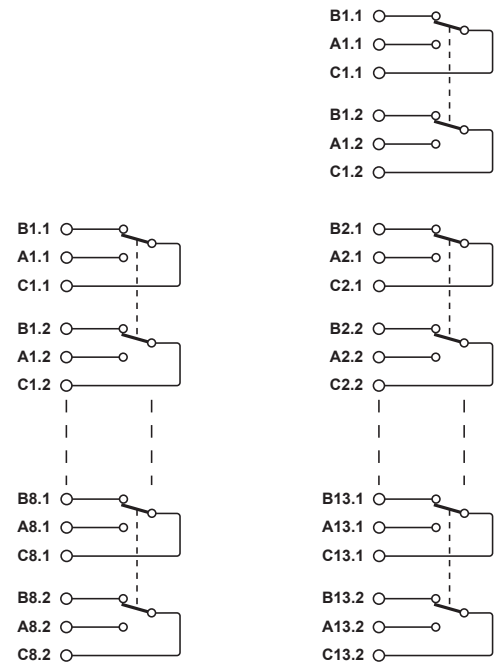
- 40-130-002 8 x DPDT Relays
- 40-130-102 13 x DPDT Relays

## Power Relay Type

The 40-130 is fitted with electro-mechanical 2A relays with gold clad silver alloy contacts.

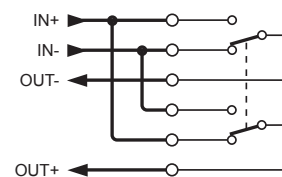


PCB Layout of 40-130 Module



40-130-002 Relay Module - 8 x DPDT

40-130-102 Relay Module - 13 x DPDT

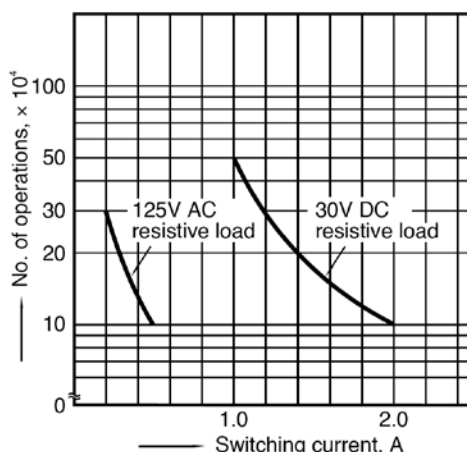


Example of Polarity Switching Using DPDT Relays

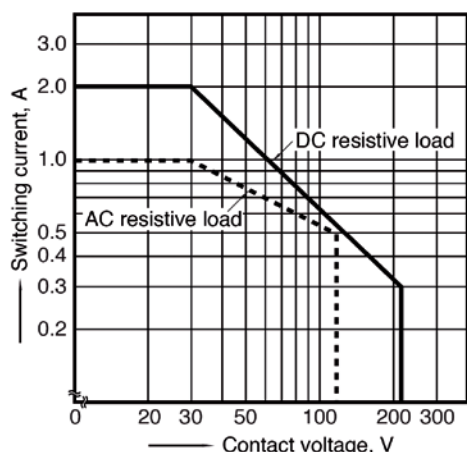
## Switching Specification

Switch Type:	Electro-mechanical
Contact Type:	Gold Clad Silver Alloy
Max Switch Voltage:	220VDC/125VAC*
Max Switch Current:	2A (DC resistive) 1A (AC resistive)
Max Carry Current:	2A
Max Power:	60W
Initial On Path Resistance:	<150mΩ
Off Path Resistance:	>10 <sup>9</sup> Ω
Differential Thermal Offset:	<5μV
Bandwidth:	>50MHz
Operate Time:	3ms
Release Time:	2ms
Expected Life (operations)	
Low power load:	>1x10 <sup>8</sup>
Medium power load:	>2x10 <sup>5</sup> (1A, 30VDC)
Full power load:	>1x10 <sup>5</sup> (2A, 30VDC)

\* For full voltage rating, signal sources to be switched must be fully isolated from mains supply and safety earth.



40-130 Current/Operating Life Curve



40-130 Current/Voltage Curve

## Power Requirements

+3.3V	+5V	+12V	-12V
0	520mA (typ 400mA)	0	0

## Mechanical Characteristics

Single slot 3U PXI (CompactPCI card).

3D models for all versions in a variety of popular file formats are available on request.

## Connectors

PXI bus via 32-bit P1/J1 backplane connector.

Signals via front panel D-Type connector, for pin outs please refer to the operating manual.

- 40-130-002 50-pin D-Type male connector
- 40-130-102 78-pin D-Type male connector

## Operating/Storage Conditions

### Operating Conditions

Operating Temperature:	0°C to +55°C
Humidity:	Up to 90% non-condensing
Altitude:	5000m

### Storage and Transport Conditions

Storage Temperature:	-20°C to +75°C
Humidity:	Up to 90% non-condensing
Altitude:	15000m

## PXI & CompactPCI Compliance

The module is compliant with the PXI Specification 2.2. Local Bus, Trigger Bus and Star Trigger are not implemented.

Uses a 33MHz 32-bit backplane interface.

## Safety & CE Compliance

All modules are fully CE compliant and meet applicable EU directives: Low-voltage safety EN61010-1:2010, EMC Immunity EN61326-1:2013, Emissions EN55011:2009+A1:2010.

## Product Order Codes

---

8 x DPDT Relay Module	40-130-002
13 x DPDT Relay Module	40-130-102

---

## Product Customization

Pickering PXI modules are designed and manufactured on our own flexible manufacturing lines, giving complete product control and enabling simple customization to meet very specific requirements.

Customization can include:

- Alternative relay types
- Mixture of relay types
- Alternative number of relays
- Different performance specifications

All customized products are given a unique part number, fully documented and may be ordered at any time in the future. Please contact your local sales office to discuss.

## Support Products

---

### Spare Relay Kits

Kits of replacement relays are available for the majority of Pickering's PXI switching products, simplifying servicing and reducing down-time.

Product	Relay Kit
40-130-002	91-100-037
40-130-102	91-100-037

For further assistance, please contact your local Pickering sales office.

---

## Mating Connectors & Cabling

---

For connection accessories for the 40-130 series please refer to the [90-006D](#) 78-pin D-Type and [90-005D](#) 50-pin D-Type Connector Accessories data sheets where a complete list and documentation can be found for accessories, or refer to the Connection Solutions catalog.

---

## Chassis Compatibility

This PXI module must be used in a suitable chassis. It is compatible with the following chassis types:

- All chassis conforming to the 3U PXI and 3U Compact PCI (cPCI) specification
- Legacy and Hybrid Peripheral slots in a 3U PXI Express (PXIe) chassis
- Pickering Interfaces LXI or LXI/USB Modular Chassis

## Chassis Selection Guide

### Standard PXI or hybrid PXIe Chassis from any Vendor:

- Mix our 1000+ PXI switching & simulation modules with any vendor's PXI instrumentation
- Embedded or remote Windows PC control
- Real-time Operating System Support
- High data bandwidths, especially with PXI Express
- Integrated module timing and synchronization


### Pickering LXI or LXI/USB Modular Chassis—only accept our 1000+ PXI Switching & Simulation Modules:

- Ethernet or USB control enables remote operation
- Low-cost control from practically any controller
- LXI provides manual control via Web browsers
- Driverless software support
- Power sequencing immunity
- Ethernet provides chassis/controller voltage isolation
- Independence from Windows operating system



## Connectivity Solutions


We provide a full range of supporting cable and connector solutions for all our switching products—20 connector families with 1200+ products. We offer everything from simple mating connectors to complex cables assemblies and terminal blocks. All assemblies are manufactured by Pickering and are guaranteed to mechanically and electrically mate to our modules.



Connectors & Backshells



Multiway Cable Assemblies



RF Cable Assemblies



Connector Blocks

We also offer customized cabling and have a free online **Cable Design Tool** that can be used to create custom cable solutions for many applications.

Visit: [pickeringtest.com/cdt](http://pickeringtest.com/cdt) to start your design.

### Mass Interconnect

We recommend the use of a mass interconnect solution when an Interchangeable Test Adapter (ITA) is required for a PXI or LXI based test system. Our modules are fully supported by both Virginia Panel and MacPanel.

### Pickering Reed Relays

We are the only switch provider with in-house reed relay manufacturing capability via our Relay Division. These instrument grade reed relays feature **SoftCenter™** technology, ensuring long service life and repeatable contact performance.

To learn more, please go to: [pickeringrelay.com](http://pickeringrelay.com)





## Programming

Pickering provide kernel, IVI and VISA (NI & Keysight) drivers which are compatible with all Microsoft supported versions of Windows and popular older versions. For a list of all supporting operating systems, please see: [pickeringtest.com/os](http://pickeringtest.com/os)

The VISA driver is also compatible with Real-Time Operating Systems such as LabVIEW RT. For other RTOS support contact Pickering. These drivers may be used with a variety of programming environments and applications including:

- **Pickering Interfaces Switch Path Manager**
- **National Instruments** products (LabVIEW, LabWindows/CVI, Switch Executive, MAX, TestStand, VeriStand, etc.)
- **Microsoft Visual Studio** products (Visual Basic, Visual C+)
- **Keysight** VEE and OpenTAP
- **Mathworks** Matlab
- **Marvin** ATEasy
- **MTQ Testsolutions** Tecap Test & Measurement Suite

Drivers for popular Linux distributions are available, other environments are also supported, please contact Pickering with specific enquiries. We provide Soft Front Panels (SFPs) for our products for familiarity and manual control, as well as comprehensive documentation and example programs to help you develop test routines with ease.

To learn more about software drivers and development environments, please go to:

[pickeringtest.com/software](http://pickeringtest.com/software)

## Signal Routing Software

Our signal routing software, Switch Path Manager, automatically selects and energizes switch paths through Pickering switching systems. Signal routing is performed by simply defining test system endpoints to be connected together, greatly accelerating Test System software development. To learn more, please go to: [pickeringtest.com/spm](http://pickeringtest.com/spm)



## Diagnostic Relay Test Tools

eBIRST Switching System Test Tools are designed specifically for our PXI, PCI or LXI products, these tools simplify switching system fault-finding by quickly testing the system and graphically identifying the faulty relay.

To learn more, please go to: [pickeringtest.com/ebirst](http://pickeringtest.com/ebirst)

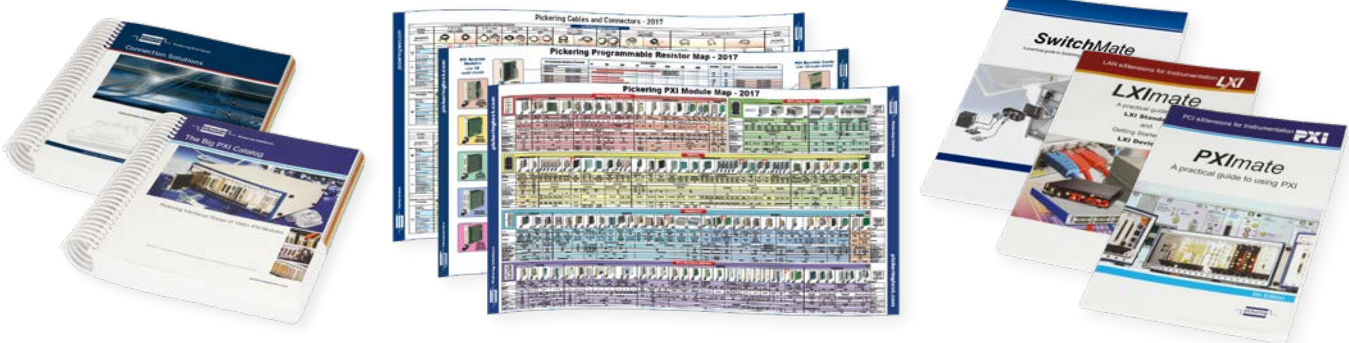


## Three Year Warranty & Guaranteed Long-Term Support

All standard products manufactured by Pickering Interfaces are warranted against defective materials and workmanship for a period of three years from the date of delivery to the original purchaser. Extended warranty and service agreements are available for all our modules and systems with various levels to suit your requirements. Although we offer a 3-year warranty as standard, we also include guaranteed long-term support—with a history of supporting our products for typically 15-20 years. To learn more, please go to: [pickeringtest.com/support](http://pickeringtest.com/support)

## Available Product Resources

We have a large library of product resources including success stories, product and support videos, articles, as well as complete product catalogs and product reference maps to assist when looking for the switching, simulation and cable and connector solutions you need. We have also published handy reference books on Switching Technology and for the PXI and LXI standards.



To view, download or request any of our product resources, please visit: [pickeringtest.com/resources](http://pickeringtest.com/resources)