

- Available as a PXI or PXle Module
- Very High Density Low Cost Multiplexer
- Up to 198 Switch Pins Available
- Available in 1, 2, 4, 8, 16 or 32-Pole Formats
- High Density Electro-mechanical Relays
- Switch up to 150 V, 1 A with 60 W Max Power
- Automatic Isolation Switches Reduce Capacitive Loading in Large Systems
- Single PCB Construction With Leaded Relays Allow Easy Maintenance
- Drivers Supplied for Windows & Linux, Plus Support for Real-time Systems
- PXI Versions Supported by PXI or LXI Chassis
- Supported by **eBIRST™**
- 3 Year Warranty



The 40-675B (PXI) and 42-675B (PXle) are very high density low cost multiplexer modules available in six switching configurations. They are suitable for signal routing in high channel count ATE and data acquisition systems and use high quality electro-mechanical signal relays allowing each channel to switch up to 1 A or 150 VDC /100 VAC. Connections are via a front panel 200-pin socket.

40/42-675B Very High Density Multiplexer Range:	
198-Channel, 1-Pole (with isolation switching)	
99-Channel, 2-Pole (with isolation switching)	
49-Channel, 4-Pole (with isolation switching)	
24-Channel, 8-Pole (no isolation switching)	
10-Channel, 16-Pole (no isolation switching)	
5-Channel, 32-Pole (no isolation switching)	

The 40/42-675B can be operated as a conventional multiplexer with break-before-make action when a new channel is selected. Alternatively, product variants can be supplied that allow multiple channels to be simultaneously selected.

Note: The multiple channel selection option is not available for the 40/42-675B-002-198/1 multiplexer.

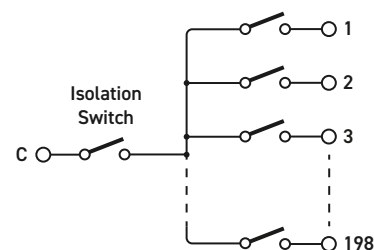
This module range is an update to the 40-675A and 40-675. The 40/42-675B has the same functionality and specifications as the 40-675A but with the addition of PXle versions. The 40/42-675B channel selection configurations have been revised from model 40-675. The 40/42-675B family defaults to single channel selection with multiple channel selection variants defined by use of a suffix.

1, 2 and 4-pole configurations have built in automatic isolation switching. This connects only the currently active multiplexer bank on to the analogue common, keeping capacitive loading and leakage current in large multiplexer systems to a minimum. Larger multiplexers may be constructed by daisy chaining the common signals from multiple modules.

Automatic isolation switching only applies to single channel selection mode, for versions with multi channel selection, the isolation relays controlled separately from the channel relays. To prolong contact life of the isolation relays it is strongly advised that they are cold switched.

Supported by eBIRST

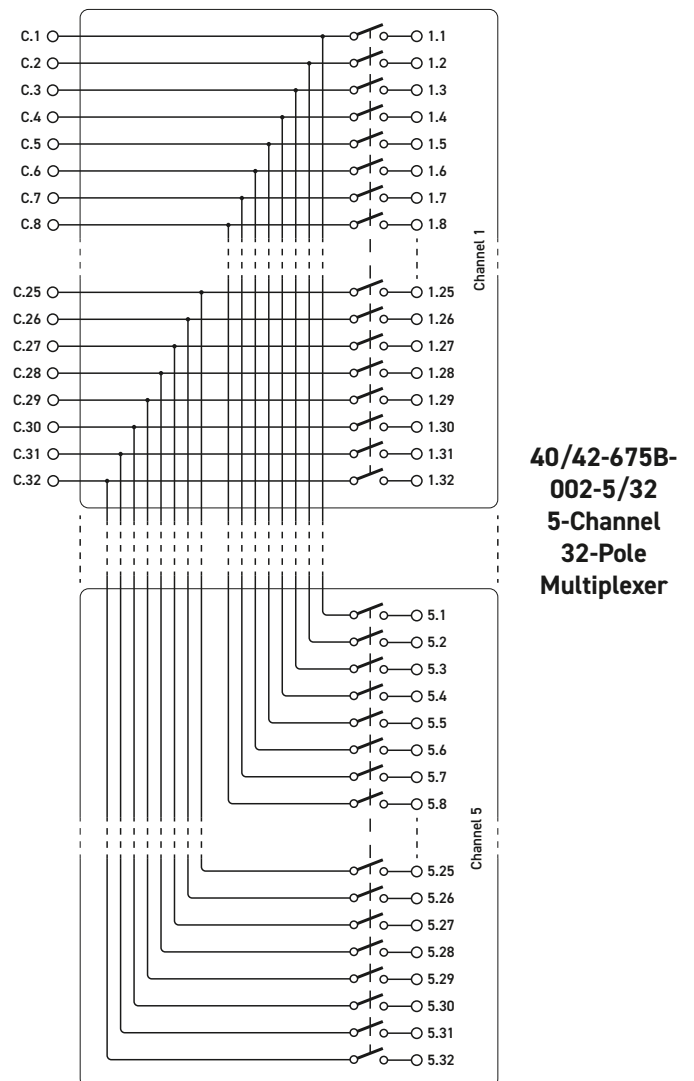
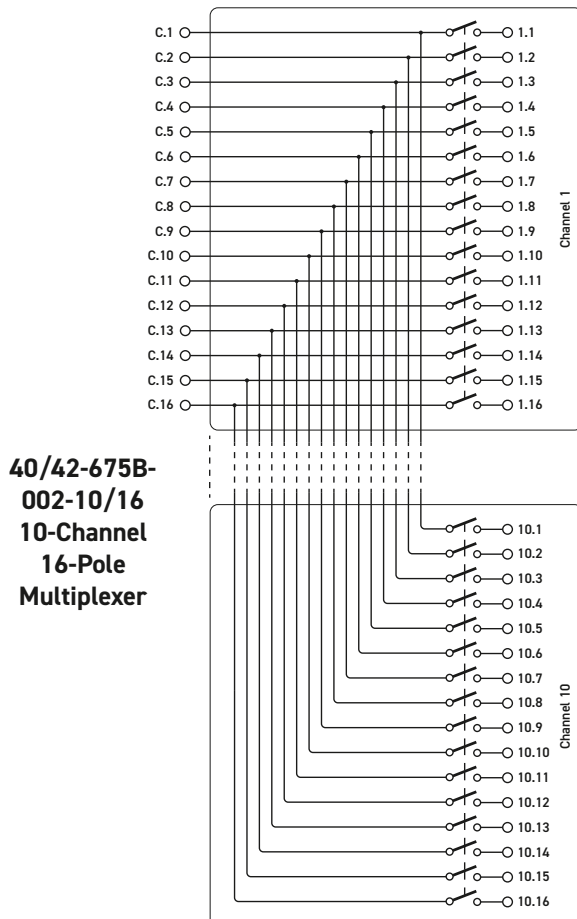
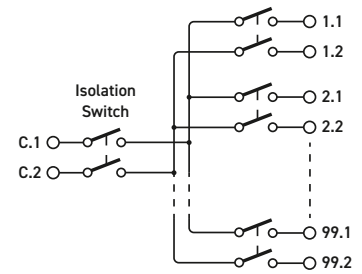
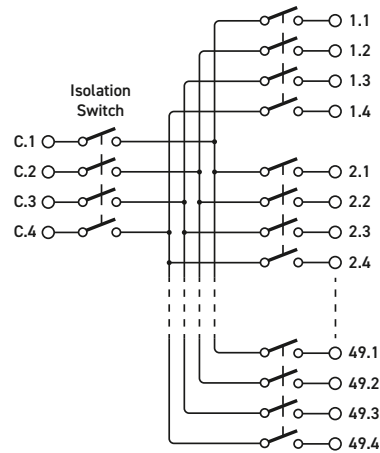
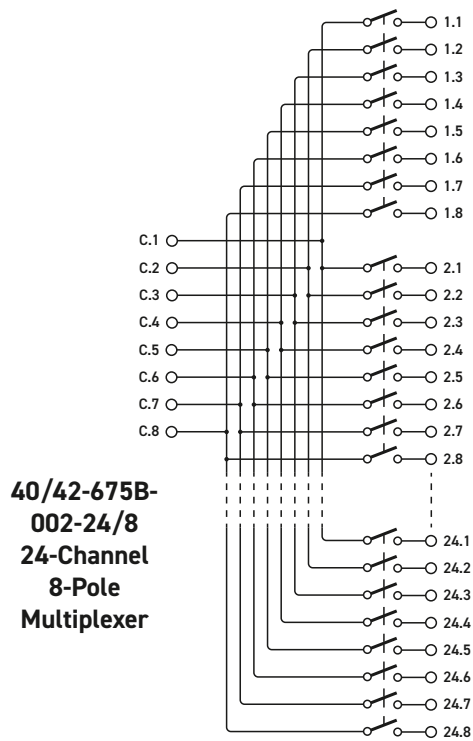
eBIRST switching system test tools simplify fault-finding by quickly testing the system and graphically identifying the faulty relay. For more information go to: pickeringtest.com/ebirst



40/42-675B -002-198/1 198-Channel 1-Pole Multiplexer (Multiple channel selection not available for this version)

Front Panel Connector

This product is based on the obsolete Molex LFH series connector that has been superseded by a Pickering commissioned form, fit, function equivalent. The new connector series is 100% compatible with the Molex connectors allowing either gender of Pickering connector to mate with the corresponding Molex part without issue.



Relay Type

The 40/42-675B module is fitted with electro-mechanical signal relays, palladium-ruthenium, gold covered contacts.

The module is of a single circuit board construction and uses leaded relays (not SMT relays) so in-field maintenance is greatly simplified. In addition a spare relay is built onto the circuit board to allow easy maintenance with minimum downtime.

Switching Specification

Switch Type:	Electro-mechanical
Contact Type:	Palladium-ruthenium, Gold Covered Bifurcated contact
Max Switching Voltage:	150 VDC/100 VAC*
Max Power:	60 W/62.5 VA
Max Switch Current:	1 A
Max Carry Current:	1 A
Initial Path Resistance - On	500 mΩ (typical)
Path Resistance - Off	>10 ⁹ Ω
Differential Thermal Offset:	<5 μV
Operate Time:	6 ms typical, 3 ms for multichannel mode
Expected Life (operations)	
Very low power signal load:	>1x10 ⁸
Low power load (2 W):	>1.5x10 ⁷ (0.1 A, 20 VDC)
Medium power load (30 W):	>5x10 ⁶ (1 A, 30 VDC)
Full power load (60 W):	>1x10 ⁵ (1 A, 60 VDC)

* For full voltage rating, signal sources to be switched must be fully isolated from mains supply and safety earth.

RF Specification

Bandwidth (-3dB):	5 MHz
VSWR (1.5:1):	1 MHz
Crosstalk (typical):	10 kHz: 65 dB 100 kHz: 65 dB 1 MHz: 45 dB 10 MHz: 30 dB
Isolation (typical):	10 kHz: 70 dB 100 kHz: 75 dB 1 MHz: 60 dB 10 MHz: 40 dB

Power Requirements - 40-675B

+3.3 V	+5 V	+12 V	-12 V
0.1 A	1 A max (MUXM)	0	0

Power Requirements - 42-675B

+3.3 V	+12 V
0.4 A	0.5 A max

Mechanical Characteristics

40-675B - Single slot 3U PXI (CompactPCI card).

42-675B - Single slot 3U PXIe, compatible with PXIe hybrid slot.

Module weight: 198 g.

3D models for all versions in a variety of popular file formats are available on request.

Connectors

40-675B - PXI bus via 32-bit P1/J1 backplane connector.

42-675B - PXIe bus via XJ3 and XJ4 backplane connectors.

Signals via front panel 200-pin female LFH* connector, for pin outs please refer to the operating manual.

* LFH relates to the obsolete Molex connector series and is retained for continuity, products will be fitted with a form, fit, function Pickering equivalent connector that is intermateable with the original Molex parts.

PXI & CompactPCI Compliance - 40-675B

The module is compliant with the PXI Specification 2.2.

Local Bus, Trigger Bus & Star Trigger are not implemented.

Uses a 33 MHz 32-bit backplane interface.

PXIe Compliance - 42-675B

The module is compliant with the PXIe Specification 1.0.

Local Bus, Trigger Bus & Star Trigger are not implemented.

Safety & CE Compliance

All modules are fully CE compliant and meet applicable EU directives:

Low-voltage safety EN61010-1:2010,

EMC Immunity EN61326-1:2013, Emissions

EN55011:2009+A1:2010.

Operating/Storage Conditions

Operating Conditions

Operating Temperature: 0°C to +55°C

Humidity: Up to 90% non-condensing

Altitude: 5000 m

Storage and Transport Conditions

Storage Temperature: -20°C to +75°C

Humidity: Up to 90% non-condensing

Altitude: 15000 m

Product Order Codes - PXI Very High Density Multiplexer

Channel Selection	Model Variant	Order Code
Single	198-Channel, 1-Pole	40-675B-002-198/1

Note: The above module can only select a single channel.

Channel Selection	Model Variant	Order Code
Single	99-Channel, 2-Pole	40-675B-002-99/2
Single	49-Channel, 4-Pole	40-675B-002-49/4
Single	24-Channel, 8-Pole	40-675B-002-24/8
Single	10-Channel, 16-Pole	40-675B-002-10/16
Single	5-Channel, 32-Pole	40-675B-002-5/32

Product Order Codes - PXIe Very High Density Multiplexer

Channel Selection	Model Variant	Order Code
Single	198-Channel, 1-Pole	42-675B-002-198/1

Note: The above module can only select a single channel.

Channel Selection	Model Variant	Order Code
Single	99-Channel, 2-Pole	42-675B-002-99/2
Single	49-Channel, 4-Pole	42-675B-002-49/4
Single	24-Channel, 8-Pole	42-675B-002-24/8
Single	10-Channel, 16-Pole	42-675B-002-10/16
Single	5-Channel, 32-Pole	42-675B-002-5/32

Note: All the above modules are available in multiple channel selection mode by adding the "-M" suffix to the part number.

For example, the PXI 99-channel 2-pole MUX with multiple channel capability would be:

40-675B-002-99/2-M

Product Customization

Pickering modules are designed and manufactured on our own flexible manufacturing lines, giving complete product control and enabling simple customization to meet very specific requirements.

Customization can include:

- Alternative relay types
- Mixture of relay types
- Alternative number of relays
- Different performance specifications

All customized products are given a unique part number, fully documented and may be ordered at any time in the future. Please contact your local sales office to discuss.

Support Products

eBIRST Switching System Test Tool

This product is supported by the *eBIRST* test tools which simplify the identification of failed relays, the required *eBIRST* tools are below. For more information go to:

pickeringtest.com/ebirst

Product	Test Tool	Adaptor
40/42-675B	93-002-001	Not Required

Spare Relay Kits

Kits of replacement relays are available for the majority of Pickering's PXI switching products, simplifying servicing and reducing down-time.

Product	Relay Kit
40/42-675B	91-100-001

For further assistance, please contact your local Pickering sales office.

Mating Connectors & Cabling

For connection accessories for the 40/42-675B range please refer to the [90-002D](#) 200-pin LFH Connector Accessories data sheet where a complete list and documentation can be found for accessories, or refer to the Connection Solutions catalog.



Pickering can supply mating 200-pin connectors and cable assemblies to enable easy integration of the 40/42-675B series of multiplexer modules



**42-675B PXIe
Very High Density
Multiplexer Module**

Chassis Compatibility

The PXI versions of this module must be used in a suitable chassis. They are compatible with the following chassis types:

- All chassis conforming to the 3U PXI and 3U Compact PCI (cPCI) specification
- Legacy and Hybrid Peripheral slots in a 3U PXI Express (PXIe) chassis
- Pickering Interfaces LXI or LXI/USB Modular Chassis

The PXIe versions of this module are compatible with the following chassis types:

- All chassis conforming to the 3U PXIe specification
- PXIe and Hybrid Peripheral slots in a 3U PXI Express (PXIe) chassis

Chassis Selection Guide

Standard PXI or hybrid PXIe Chassis from any Vendor:

- Mix our 1000+ PXI switching & simulation modules with any vendor's PXI instrumentation
- Embedded or remote Windows PC control
- Real-time Operating System Support
- High data bandwidths, especially with PXI Express
- Integrated module timing and synchronization

Pickering LXI or LXI/USB Modular Chassis—only accept our 1000+ PXI Switching & Simulation Modules:

- Ethernet or USB control enables remote operation
- Low-cost control from practically any controller
- LXI provides manual control via Web browsers
- Driverless software support
- Power sequencing immunity
- Ethernet provides chassis/controller voltage isolation
- Independence from Windows operating system



Connectivity Solutions


We provide a full range of supporting cable and connector solutions for all our switching products—20 connector families with 1200+ products. We offer everything from simple mating connectors to complex cables assemblies and terminal blocks. All assemblies are manufactured by Pickering and are guaranteed to mechanically and electrically mate to our modules.



Connectors & Backshells



Multiway Cable Assemblies



RF Cable Assemblies



Connector Blocks

We also offer customized cabling and have a free online **Cable Design Tool** that can be used to create custom cable solutions for many applications. Visit: pickeringtest.com/cdt to start your design.

Mass Interconnect

We recommend the use of a mass interconnect solution when an Interchangeable Test Adapter (ITA) is required for a PXI or LXI based test system. Our modules are fully supported by both Virginia Panel and MacPanel.



Pickering Reed Relays

We are the only switch provider with in-house reed relay manufacturing capability via our Relay Division. These instrument grade reed relays feature **SoftCenter™** technology, ensuring long service life and repeatable contact performance. To learn more, please go to: pickeringrelay.com



Programming

Pickering provide kernel, IVI and VISA (NI & Keysight) drivers which are compatible with all Microsoft supported versions of Windows and popular older versions. For a list of all supporting operating systems, please see: pickeringtest.com/os

The VISA driver support is provided for LabVIEW Real Time Operating Systems (Pharlap and Linux-RT). For other RTOS support contact Pickering. These drivers may be used with a variety of programming environments and applications including:


- **Pickering Interfaces Switch Path Manager**
- **National Instruments** products (LabVIEW, LabWindows/CVI, Switch Executive, MAX, TestStand, VeriStand, etc.)
- **Microsoft Visual Studio** products (Visual Basic, Visual C++)
- **Programming Languages** C, C++, C#, Python
- **Keysight** VEE and OpenTAP
- **Mathworks** Matlab
- **Marvin** ATEasy
- **MTQ Testsolutions** Tecap Test & Measurement Suite

Drivers for popular Linux distributions are available, other environments are also supported, please contact Pickering with specific enquiries. We provide Soft Front Panels (SFPs) for our products for familiarity and manual control, as well as comprehensive documentation and example programs to help you develop test routines with ease.

To learn more about software drivers and development environments, please go to: pickeringtest.com/software

Signal Routing Software

Our signal routing software, Switch Path Manager, automatically selects and energizes switch paths through Pickering switching systems. Signal routing is performed by simply defining test system endpoints to be connected together, greatly accelerating Test System software development. To learn more, please go to: pickeringtest.com/spm



Diagnostic Relay Test Tools

eBIRST Switching System Test Tools are designed specifically for our PXI, PCI or LXI products, these tools simplify switching system fault-finding by quickly testing the system and graphically identifying the faulty relay.

To learn more, please go to: pickeringtest.com/ebirst



Three Year Warranty & Guaranteed Long-Term Support

All standard products manufactured by Pickering Interfaces are warranted against defective materials and workmanship for a period of three years from the date of delivery to the original purchaser. Extended warranty and service agreements are available for all our modules and systems with various levels to suit your requirements. Although we offer a 3-year warranty as standard, we also include guaranteed long-term support—with a history of supporting our products for typically 15-20 years. To learn more, please go to: pickeringtest.com/support

Available Product Resources

We have a large library of product resources including success stories, product and support videos, articles and white papers as well as application specific product brochures to assist when looking for the switching, simulation and connection solutions you need. We also have handy reference books on Switching Technology and for the PXI and LXI standards.



To view, download or request any of our product resources, please visit: pickeringtest.com/resources