

- Very High Density 2A Matrix With Up To 696 Crosspoints Per 2-Slot BRIC, 1392 Crosspoints Per 4-Slot BRIC & 2784 Crosspoints Per 8-Slot BRIC (348 Crosspoints Per PXI Slot)
- Integrated PXI Module With Built In High Performance Screened Analog Bus
- 2-Slot Configurations to 116x6 (1-Pole), 4-Slot Configurations to 232x6 (1-Pole) & 8-Slot Configurations to 464x6 (1-Pole)
- Switch up to 300 VDC/250 VAC, 2 A, 60 W
- Automatic Analog Bus Isolation Switching Maximizes Bandwidth and Matrix Reliability
- Drivers Supplied for Windows & Linux, Plus Support for Real-time Systems
- Supported by PXI or LXI Chassis
- Supported by *eBIRST*™
- 3 Year Warranty



The 2 A Matrix BRIC is a higher power/voltage version of Pickering's established range of PXI Matrix BRIC modules. It features higher voltage, current and power handling capability than the ultra high density reed relay based BRICs. It is not as suited to switching low level signals, where Ruthenium Reed Relays are a better choice and have a very long lifetime of up to 1000 million operations. For superior low level switching please refer to our 40-560B/561A/562B range.

BRIC™ 2nd Generation PXI 2 A Switch Matrix

The 40-596A BRIC is a range of high density matrix modules able to switch up to 2 A or 300 VDC/250 VAC. The 40-596A BRIC modules are available in 2, 4 or 8-slot sizes to suit most high performance PXI matrix requirements, constructed using high quality electro-mechanical relays for high switching confidence.

Typical applications include signal routing for functional ATE systems. With its high level of switching density, 40-596A matrix modules allow a complete functional ATE system to be housed in a single 3U PXI chassis, BRIC modules allow the use of a much lower cost 8-slot PXI chassis.

High Reliability and Easy of Use

The 40-596A PXI BRIC is designed to minimise the cost and complexity of cable assemblies to the device under test and instrumentation. Analog busing is housed within the module using a high performance screened analog backplane. Pickering can construct custom cable assemblies for all of our PXI modules, please contact sales office for further assistance.

| Pickering's Range of 2 A BRIC Matrix Modules | | | | |
|--|-------|------------|------------------|------------------|
| Model No. | Poles | Y-Bus Size | Min. Matrix Size | Max. Matrix Size |
| 40-568 | 1 | 4 | 75x4 | 600x4 |
| 40-596A | 1 | 6 | 58x6 | 464x6 |
| 40-567A | 1 | 8 | 44x8 | 352x8 |
| 40-597 | 1 | 12 | 32x12 | 256x12 |
| 40-598 | 1 | 16 | 24x16 | 192x16 |
| 40-566B | 2 | 4 | 55x4 | 385x4 |
| 40-565A | 2 | 8 | 24x8 | 192x8 |

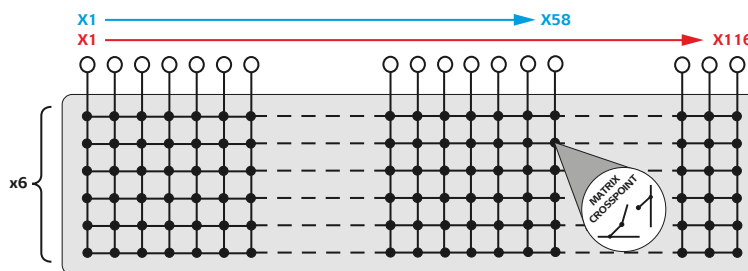
Supported by *eBIRST*

eBIRST switching system test tools simplify switching system fault-finding by quickly testing the system and graphically identifying the faulty relay.

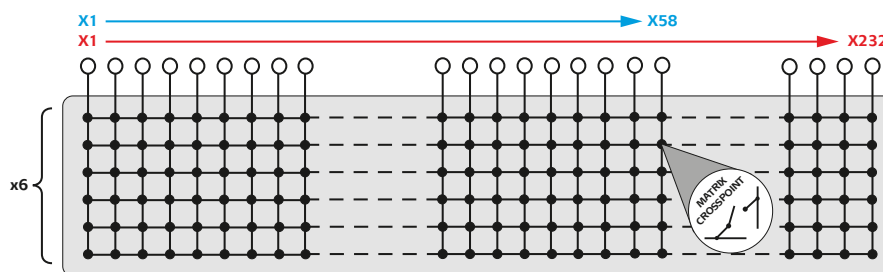
For more information go to: pickeringtest.com/ebirst

Updated Product Information

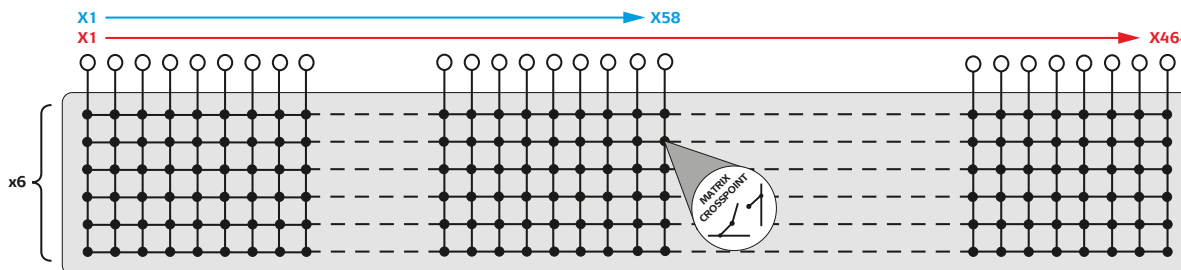
These products have been introduced as a "form & fit" update to the 40-596 range, the electrical performance is very similar and the software and pinout are identical.



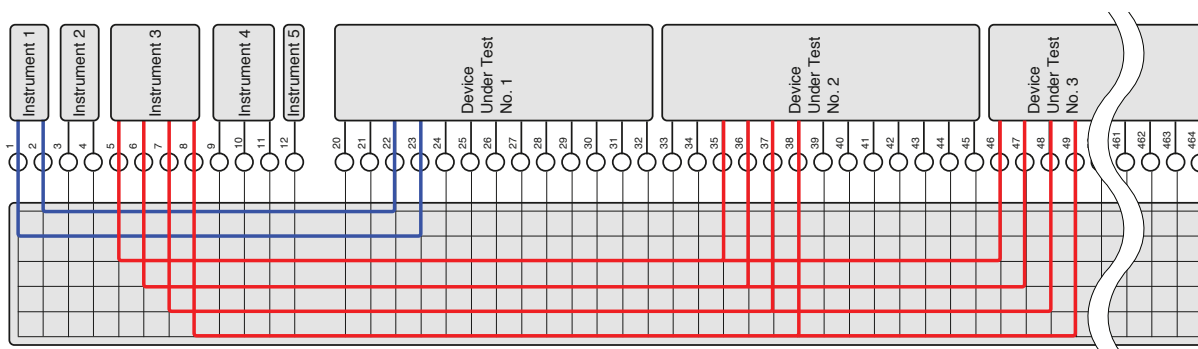
The 40-596A in BRIC2 Format is Available With Matrix Configurations of 58x6 and 116x6



The 40-596A in BRIC4 Format is Available With Matrix Configurations Between 58x6 and 232x6



The 40-596A in BRIC8 Format is Available With Matrix Configurations Between 58x6 and 464x6



Schematic diagram showing a 464x6 BRIC Matrix being used to parallel test multiple DUTs.
The BRIC Matrix allows tremendous test system flexibility.

Relay Type

The 40-596A BRIC modules are fitted with electro-mechanical relays (Palladium-Ruthenium, Gold Covered Bifurcated).

Switching Specification

| | |
|---|---|
| Relay Type: | 2 A Electro-mechanical |
| Max Switch Voltage: | 300 VDC/250 VAC* |
| Max Power: | 62.5 VA, 60 W |
| Max Switch Current: | 2 A |
| Max Continuous Carry Current: | 2 A |
| Max Pulsed Carry Current Example (for a single switch path): | 6 A for 100 ms (up to 10 % duty cycle) |
| Initial On Path Resistance: | <1 Ω |
| Off Path Resistance: | >10 ⁹ Ω |
| Thermal Offset: | <5 μ V |
| Max Number of Simultaneously Closed Crosspoints: | BRIC2 & BRIC4: 65 BRIC8: 130 |
| Switch Operate Time: | 6.5 ms |
| Expected Life (operations) | |
| Very low power signal load: | >1x10 ⁸ |
| Low power load (2 W): | >1.5x10 ⁷ (0.1 A 20 VDC) |
| Medium power load (30 W): | >5x10 ⁶ (1 A 30 VDC) |
| Full power load (60 W): | >1x10 ⁵ (2 A 30 VDC) |

* For full voltage rating, signal sources to be switched must be fully isolated from mains supply and safety earth.

RF Specification

| | |
|----------------------|--|
| Bandwidth (-3 dB): | 4 MHz (typical) |
| Crosstalk (typical): | 10 kHz: -60 dB 100 kHz: -50 dB 1 MHz: -30 dB 10 MHz: -20 dB |
| Isolation (typical): | 10 kHz: 65 dB 100 kHz: 65 dB 1 MHz: 45 dB 10 MHz: 30 dB |

Power Requirements

| | | | |
|--------|-------|-------|-------|
| +3.3 V | +5 V | +12 V | -12 V |
| 0.32 A | 1.4 A | 40 mA | 0 |

Matrix Functionality

Permits any X to X with multiple connections and 6 concurrent Y paths. Direct Y connections are not provided at the user connector but can be accessed by reassignment of 6 off X connections to provide Y connections. The driver prevents the connection of Y axis connections together (e.g. Y1 to Y4).

Width and Dimensions

Two, four or eight slot 3U PXI module (CompactPCI). 3D models for these modules in a variety of popular file formats are available on request.

Module Weight

| | Empty BRIC | Fully Loaded BRIC |
|--------------------|------------|-------------------|
| BRIC2 | 0.6 Kg | 1.3 Kg |
| BRIC4 | 0.9 Kg | 2.2 Kg |
| BRIC8 | 1.6 Kg | 4.2 Kg |
| BRIC daughter card | 325 g | |

Connectors

PXI bus via 32-bit P1/J1 backplane connector.
Signals via multiple front panel 78-pin male D-type connectors (Up to 2 per 2-slot module, up to 4 per 4-slot module or up to 8 per 8-slot module), for pin outs please refer to the operating manual.

Operating/Storage Conditions

| | |
|------------------------|---------------------------|
| Operating Temperature: | 0 °C to +55 °C |
| Humidity: | Up to 90 % non-condensing |
| Altitude: | 5000 m |
| Storage Temperature: | -20 °C to +75 °C |
| Humidity: | Up to 90 % non-condensing |
| Altitude: | 15000 m |

PXI & CompactPCI Compliance

The module is compliant with the PXI Specification 2.2. Local Bus, Trigger Bus and Star Trigger are not implemented.
Uses a 33 MHz 32-bit backplane interface.

Safety & CE Compliance

All modules are fully CE compliant and meet applicable EU directives: Low-voltage safety EN61010-1:2010,
EMC Immunity EN61326-1:2013,
Emissions EN55011:2009+A1:2010.

Product Order Codes

| | | |
|------------------------------------|--|-------------|
| BRIC2 - 2-Slot High Density Matrix | | |
| 2 A, 1-Pole, 58x6 Matrix | | 40-596A-201 |
| 2 A, 1-Pole, 116x6 Matrix | | 40-596A-202 |
| BRIC4 - 4-Slot High Density Matrix | | |
| 2 A, 1-Pole, 58x6 Matrix | | 40-596A-001 |
| 2 A, 1-Pole, 116x6 Matrix | | 40-596A-002 |
| 2 A, 1-Pole, 174x6 Matrix | | 40-596A-003 |
| 2 A, 1-Pole, 232x6 Matrix | | 40-596A-004 |
| BRIC8 - 8-Slot High Density Matrix | | |
| 2 A, 1-Pole, 58x6 Matrix | | 40-596A-101 |
| 2 A, 1-Pole, 116x6 Matrix | | 40-596A-102 |
| 2 A, 1-Pole, 174x6 Matrix | | 40-596A-103 |
| 2 A, 1-Pole, 232x6 Matrix | | 40-596A-104 |
| 2 A, 1-Pole, 290x6 Matrix | | 40-596A-105 |
| 2 A, 1-Pole, 348x6 Matrix | | 40-596A-106 |
| 2 A, 1-Pole, 406x6 Matrix | | 40-596A-107 |
| 2 A, 1-Pole, 464x6 Matrix | | 40-596A-108 |

For the expansion of an existing BRIC matrix or replacement of faulty BRIC daughter cards please contact your local sales office.

Product Customization

Pickering modules are designed and manufactured on our own flexible manufacturing lines, giving complete product control and enabling simple customization to meet very specific requirements. Customization can include:

- Alternative relay types
- Mixture of relay types
- Alternative number of relays
- Different performance specifications

All customized products are given a unique part number, fully documented and may be ordered at any time in the future. Please contact your local sales office to discuss.

Special Versions

BRIC modules can be built in special versions, for example where an exact matrix size is required then partly populated daughtercards may be ordered.

Upgrading With Daughtercards

BRIC modules can be upgraded to larger matrix sizes using daughter-cards, please consult your local sales office for further information.

Support Products

eBIRST Switching System Test Tool

This product is supported by the eBIRST test tools which simplify the identification of failed relays, the required eBIRST tools are below. This product requires master slave testing and two sets of tools are required together with the master slave cable **93-970-301**. For more information go to: pickeringtest.com/ebirst

| Product | Test Tool | Adaptor |
|---------|------------|--------------|
| 40-596A | 93-006-001 | Not Required |

Spare Relay Kits

Kits of replacement relays are available for the majority of Pickering's PXI switching products, simplifying servicing and reducing down-time.

| Product | Relay Kit |
|---------|------------|
| 40-596A | 91-100-001 |

For further assistance, please contact your local Pickering sales office.

Mating Connectors & Cabling

For connection accessories for the 40-596A modules please refer to the [90-006D](#) 78-pin D-type Connector Accessories data sheet where a complete list and documentation can be found for accessories, or refer to the Connection Solutions catalog.

Chassis Compatibility

This PXI module must be used in a suitable chassis. It is compatible with the following chassis types:

- All chassis conforming to the 3U PXI and 3U Compact PCI (cPCI) specification
- Legacy and Hybrid Peripheral slots in a 3U PXI Express (PXIe) chassis
- Pickering Interfaces LXI or LXI/USB Modular Chassis

Chassis Selection Guide

Standard PXI or hybrid PXIe Chassis From Any Vendor:

- Mix our 1000+ PXI switching & simulation modules with any vendor's PXI instrumentation
- Embedded or remote Windows PC control
- Real-time Operating System Support
- High data bandwidths, especially with PXI Express
- Integrated module timing and synchronization



Pickering LXI or LXI/USB Modular Chassis

Only accept our PXI Switching & Simulation Modules:

- Choose from 1000+ Pickering PXI Modules
- Ethernet or USB control enables remote operation
- Low-cost control from practically any controller
- LXI provides manual control via Web browsers
- Driverless software support
- Power sequencing immunity
- Ethernet provides chassis/controller voltage isolation
- Independence from Windows operating system



Connectivity Solutions


We provide a full range of supporting cable and connector solutions for all our switching products—20 connector families with **1200+** products. We offer everything from simple mating connectors to complex cables assemblies and terminal blocks. All assemblies are manufactured by Pickering and are guaranteed to mechanically and electrically mate to our modules. These accessories are detailed in Connector Accessories data sheets, where a complete list and documentation can be found for each accessory.



Connectors
& Backshells



Multi-way
Cable Assemblies



RF Cable
Assemblies




Breakouts



Connector
Blocks

We also offer customized cabling and have a free online **Cable Design Tool** that can be used to create custom cable solutions for many applications.

- Fully supported on modern browsers and tablet operating systems.
- Built-in tutorials and videos allow you to get quickly up to speed.
- Store cable assemblies in the Cloud and develop over time.
- Each cable design has a downloadable PDF documentation file detailing all specifications



Start designing your custom cabling, go to pickeringtest.com/cdt


Mass Interconnect

We recommend the use of a mass interconnect solution when an Interchangeable Test Adapter (ITA) is required for PXI/LXI based test systems. Our modules are fully supported by Virginia Panel and MacPanel.

Pickering Reed Relays

We are the only switch provider with in-house reed relay manufacturing capability via our Relay Division. These instrument grade reed relays feature **SoftCenter™** technology, ensuring long service life and repeatable contact performance.

To learn more go to pickeringrelay.com



Programming

Pickering provide kernel, IVI and VISA (NI & Keysight) drivers which are compatible with all Microsoft supported versions of Windows and popular older versions.

For more information go to pickeringtest.com/os

The VISA driver support is provided for LabVIEW Real Time Operating Systems (Pharlap and Linux-RT). For other RTOS support contact Pickering. These drivers may be used with a variety of programming environments and applications including:

- **Pickering Interfaces Switch Path Manager**
- **National Instruments** products (LabVIEW, LabWindows/CVI, Switch Executive, MAX, TestStand, VeriStand, etc.)
- **Microsoft Visual Studio** products (Visual Basic, Visual C++)
- **Programming Languages** C, C++, C#, Python
- **Keysight** VEE and OpenTAP
- **Mathworks MATLAB, Simulink**
- **Marvin ATEasy**
- **MTQ Testsolutions** Tecap Test & Measurement Suite

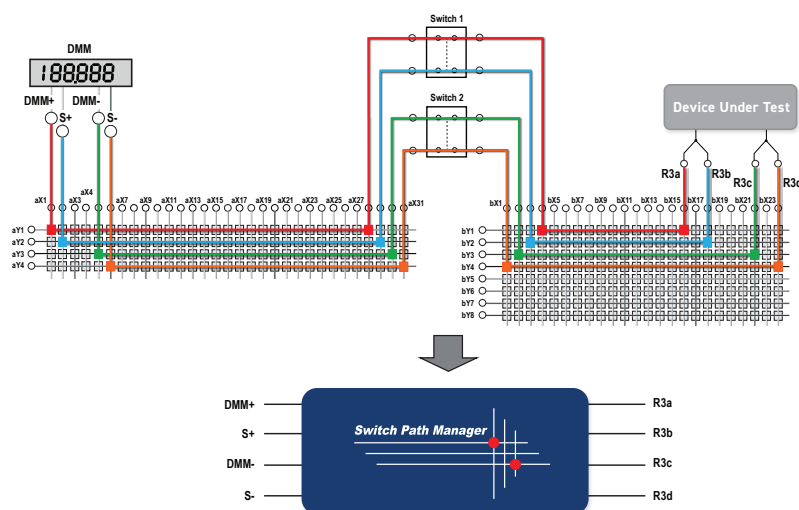
Drivers for popular Linux distributions are available, other environments are also supported, please contact Pickering with specific enquiries. We provide Soft Front Panels (SFPs) for our products for familiarity and manual control, as well as comprehensive documentation and example programs to help you develop test routines with ease.

To learn more about software drivers and development environments go to pickeringtest.com/software

Signal Routing Software

Our signal routing software, Switch Path Manager, automatically selects and energizes switch paths through Pickering switching systems. Signal routing is performed by simply defining test system endpoints to be connected together, greatly accelerating Test System software development.

To learn more go to pickeringtest.com/spm



Diagnostic Relay Test Tools

eBIRST Switching System Test Tools are designed specifically for our PXI, PCI or LXI products, these tools simplify switching system fault-finding by quickly testing the system and graphically identifying the faulty relay.

To learn more go to pickeringtest.com/ebirst



Three Year Warranty & Guaranteed Long-Term Support

All standard products manufactured by Pickering Interfaces are warranted against defective materials and workmanship for three years from the date of delivery to the original purchaser. Extended warranty and service agreements are available with various levels for your requirements. Although we offer a 3-year warranty as standard, we also include guaranteed long-term support—with a history of supporting our products for typically 15-20 years.

To learn more go to pickeringtest.com/support

Available Product Resources

We have a library of resources including success stories, product and support videos, articles and white papers as well as application-specific brochures to assist you. We have also published reference books on switching technology and the PXI and LXI standards.

To view, download or request any of our product resources go to pickeringtest.com/resources

