

- Very High Density Multi-Bank Multiplexer
- Choice of 8, 4, 2 or 1 Multiplexers Per Module
- Up to 144 Switch Points Available in 1 or 2-Pole Formats
- Screened Option For Improved Noise Performance
- Uses High Reliability Pickering Reed Relays
- Fast Operating Speed <500µs
- Switch up to 150 VDC/100 VAC, 1.2 A with 20 W Max Power
- Automatic Isolation Switches Reduce Capacitive Loading in Large Systems
- Factory Reconfigurable To Different Configurations As Needs Change
- Drivers Supplied for Windows & Linux, Plus Support for Real-time Systems
- Supported by PXI or LXI Chassis
- Supported by eBIRST™
- 3 Year Warranty



The 40-610A series of high density multiplexer modules feature a wide range of switching configurations, especially useful where a large number of small multiplexers are required. Typical applications are signal routing in ATE and data acquisition systems.

The module is available in the multiplexer formats listed below (also refer to schematics overleaf). User connections are made via a front panel 200-pin LFH socket.

Available Multiplexer Formats
8 Banks, 16 Channels, 1-Pole 8 Banks, 8 Channels, 2-Pole
4 Banks, 32 Channels, 1-Pole 4 Banks, 16 Channels, 2-Pole
2 Banks, 64 Channels, 1-Pole 2 Banks, 32 Channels, 2-Pole
1 Bank, 128 Channels, 1-Pole 1 Bank, 64 Channels, 2-Pole
<b>4 Lower Density Versions</b> <b>4 Screened Lower Density Versions</b> <b>Custom Sizes (100s of combinations)</b>

The 40-610A can be operated as a conventional multiplexer with break-before-make action when a new channel is selected. Alternatively, variants of the multiplexer can be supplied that allow multiple channels to be simultaneously selected.

**Note:** The multiple channel selection option is not available for versions 40-610A-001 to 40-610A-004 single pole multiplexers.

The 40-610A channel selection configurations have been revised from the 40-610. The 40-610A defaults to single channel selection with multiple channel selection variants defined by use of a suffix.

Automatic isolation switching connects only the currently active multiplexer bank to the common, thereby keeping capacitive loading and leakage currents in large multiplexer systems to a minimum. Larger multiplexers may be constructed by daisy chaining the common signals from multiple modules.

Automatic isolation switching only applies to single channel selection mode, for versions with multi channel selection, the isolation relays are controlled separately from the channel relays. To prolong contact life of the isolation relays it is strongly advised that they are cold switched.

The screened versions (40-610A-013 to 40-610A-016) are suitable for improved noise performance.

The 40-610A is part of a family of high density PXI multiplexer modules that share a similar architecture and the same 200-pin connector, other members include the 40-615 and 40-670A high density multiplexer series.

## Higher Pole Counts

Any multiplexer module with more than one bank can be used as a multi-pole multiplexer. For example, a 2-bank, 32-channel, 2-pole multiplexer can be used as a single bank, 32-channel, 4-pole multiplexer. The software driver switches both banks simultaneously.

## Supported by eBIRST

These test tools simplify fault-finding by quickly testing the system and graphically identifying the faulty relay.

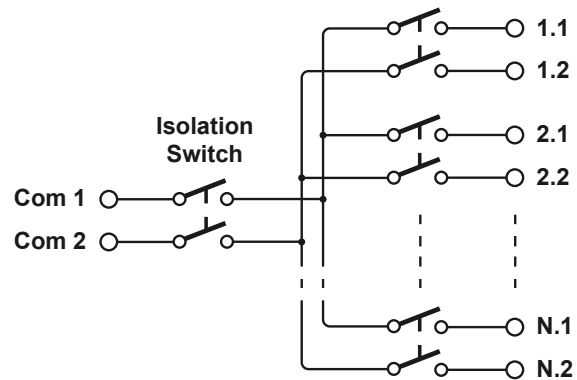
For more information go to: [pickeringtest.com/ebirst](http://pickeringtest.com/ebirst)

## Front Panel Connector

This product is based on the obsolete Molex LFH series connector that has been superseded by a Pickering commissioned form, fit, function equivalent. The new connector series is 100% compatible with the Molex connectors allowing either gender of Pickering connector to mate with the corresponding Molex part without issue.

## 2-Pole Multiplexer – Available Configurations

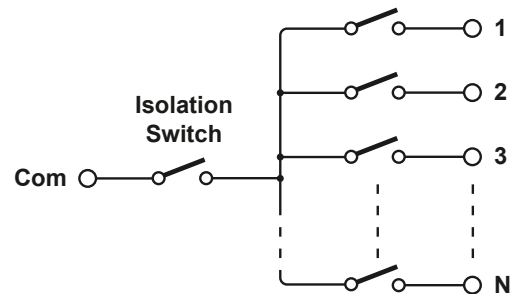
- 8 Banks of 8 Channels
- 4 Banks of 16 Channels
- 2 Banks of 32 Channels
- 1 Bank of 64 Channels
- Custom Configurations



## 1-Pole Multiplexer – Available Configurations


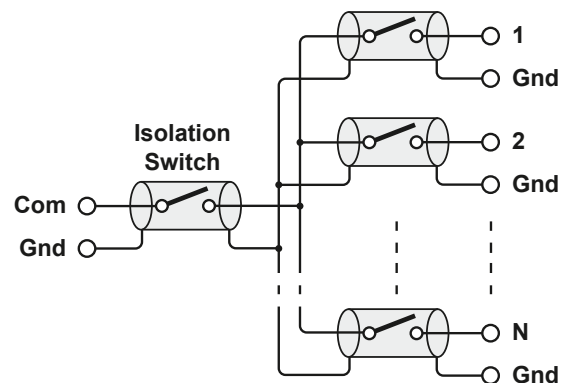
- 8 Banks of 16 Channels †
- 8 Banks of 8 Channels
- 4 Banks of 32 Channels †
- 4 Banks of 16 Channels
- 2 Banks of 64 Channels †
- 2 Banks of 32 Channels
- 1 Bank of 128 Channels †
- 1 Bank of 64 Channels
- Custom Configurations

† Multi-channel selection not available.



## 1-Pole Screened Multiplexer – Available Configurations

- 8 Banks of 8 Channels
- 4 Banks of 16 Channels
- 2 Banks of 32 Channels
- 1 Bank of 64 Channels
- Custom Configurations



PCB Layout for the 40-610A Very High Density Multiplexer Module

## Relay Type

The 40-610A is fitted with high quality reed relays, these offer very long life with good low level switching performance and excellent contact resistance stability. Spare reed relays are built onto the circuit board to allow easy maintenance with minimum downtime.

All reed relays are manufactured by our Relay Division:

[pickeringrelay.com](http://pickeringrelay.com)

## Switching Specification

Switch Type:	Ruthenium Reed
Max Switch Voltage:	150 VDC/100 VAC*
Max Power:	20 W
Max Switch Current:	1.0 A
Max Carry Current:	1.2 A
Initial On Path Resistance:	<1 $\Omega$ (single module)
Off Path Resistance:	>10 <sup>9</sup> $\Omega$ (single module)
Thermal Offset:	<10 $\mu$ V
Bandwidth (3 dB, 1 module)	>5 MHz †
Operate Time:	1 ms typical, 500 $\mu$ s for multichannel mode
Expected Life, low power load:	1x10 <sup>9</sup> operations
Expected Life, full power load:	>1x10 <sup>6</sup> operations

\* For full voltage rating, signal sources to be switched must be fully isolated from mains supply and safety earth.

† Bandwidth is configuration dependent (please consult sales office for further information).

## Extra Specification - Long Life Version

Max Switch Current:	0.5 A
Max Carry Current:	1.2 A
Expected Life:	>3x10 <sup>9</sup> operations

## Power Requirements

+3.3 V	+5 V	+12 V	-12 V
0	1.34 A (typ 280 mA)	0	0

## Mechanical Characteristics

Single slot 3U PXI (CompactPCI card).

Module weight: 220 g (40-610A-001).

3D models for all versions in a variety of popular file formats are available on request.

## Connectors

PXI bus via 32-bit P1/J1 backplane connector.

Signals via front panel 200-pin female LFH\* connector, for pin outs please refer to the operating manual.

\* LFH relates to the obsolete Molex connector series and is retained for continuity, products will be fitted with a form, fit, function Pickering equivalent connector that is intermateable with the original Molex parts.

## Operating/Storage Conditions

### Operating Conditions

Operating Temperature:	0 °C to +55 °C
Humidity:	Up to 90 % non-condensing
Altitude:	5000 m

### Storage and Transport Conditions

Storage Temperature:	-20 °C to +75 °C
Humidity:	Up to 90 % non-condensing
Altitude:	15000 m

## PXI & CompactPCI Compliance

The module is compliant with the PXI Specification 2.2. Local Bus, Trigger Bus and Star Trigger are not implemented.

Uses a 33 MHz 32-bit backplane interface.

## Safety & CE Compliance

All modules are fully CE compliant and meet applicable EU directives:

Low-voltage safety EN61010-1:2010,  
EMC Immunity EN61326-1:2013,  
Emissions EN55011:2009+A1:2010.

## Product Order Codes - High Density MUX Configurations

Channel Selection	Model Variant	Order Code
Single	<b>8 Bank, 16 Channel, 1 Pole</b>	<b>40-610A-001</b>
Single	<b>4 Bank, 32 Channel, 1 Pole</b>	<b>40-610A-002</b>
Single	<b>2 Bank, 64 Channel, 1 Pole</b>	<b>40-610A-003</b>
Single	<b>1 Bank, 128 Channel, 1 Pole</b>	<b>40-610A-004</b>

**Note:** The above modules can only select a single channel.

Single	<b>8 Bank, 8 Channel, 2-Pole</b>	<b>40-610A-005</b>
Single	<b>4 Bank, 16 Channel, 2-Pole</b>	<b>40-610A-006</b>
Single	<b>2 Bank, 32 Channel, 2-Pole</b>	<b>40-610A-007</b>
Single	<b>1 Bank, 64 Channel, 2-Pole</b>	<b>40-610A-008</b>

**Note:** The above modules are available in multiple channel selection mode by adding the "-M" suffix to the part number.

For example, the 8-bank, 8-channel 2-pole MUX with multiple channel capability would be: **40-610A-005-M**

**Note:** 40-610A-001/2/3/4/5/6/7/8 modules can be factory reconfigured into any of the above configurations.

## Product Order Codes - Low Density MUX Configurations

Channel Selection	Model Variant	Order Code
Single	<b>8 Bank, 8 Channel, 1-Pole</b>	<b>40-610A-009</b>
Single	<b>4 Bank, 16 Channel, 1-Pole</b>	<b>40-610A-010</b>
Single	<b>2 Bank, 32 Channel, 1-Pole</b>	<b>40-610A-011</b>
Single	<b>1 Bank, 64 Channel, 1-Pole</b>	<b>40-610A-012</b>

**Note:** The above modules are available in multiple channel selection mode by adding the "-M" suffix to the part number.

For example, the 8-bank, 8-channel 1-pole MUX with multiple channel capability would be: **40-610A-009-M**

**Note:** 40-610A-009/10/11/12 modules can be factory reconfigured into any of the above configurations.

## Product Order Codes - Screened MUX Configurations

Channel Selection	Model Variant	Order Code
Single	<b>8 Bank, 8 Channel, 1-Pole</b>	<b>40-610A-013</b>
Single	<b>4 Bank, 16 Channel, 1-Pole</b>	<b>40-610A-014</b>
Single	<b>2 Bank, 32 Channel, 1-Pole</b>	<b>40-610A-015</b>
Single	<b>1 Bank, 64 Channel, 1-Pole</b>	<b>40-610A-016</b>

**Note:** The above modules are available in multiple channel selection mode by adding the "-M" suffix to the part number.

For example, the 8-bank, 8-channel 1-pole MUX with multiple channel capability would be: **40-610A-013-M**

**Note:** 40-610A-013/14/15/16 modules can be factory reconfigured into any of the above configurations.

## Product Customization

Pickering PXI modules are designed and manufactured on our own flexible manufacturing lines, giving complete product control and enabling simple customization to meet very specific requirements.

Customization can include:

- Alternative reed relay types
- Mixture of reed relay types
- Alternative number of relays
- Different performance specifications

All customized products are given a unique part number, fully documented and may be ordered at any time in the future. Please contact your local sales office to discuss.

## Support Products

### eBIRST Switching System Test Tool

This product is supported by the **eBIRST** test tools which simplify the identification of failed relays, the required **eBIRST** tools are below. For more information go to:

[pickeringtest.com/ebirst](http://pickeringtest.com/ebirst)

Product	Test Tool	Adaptor
<b>40-610A</b>	<b>93-002-001</b>	<b>Not Required</b>

### Spare Relay Kits

Kits of replacement relays are available for the majority of Pickering's PXI switching products, simplifying servicing and reducing down-time.

Product	Relay Kit
<b>40-610A-001/2/3/4/5/6/7/8</b>	<b>91-100-003 &amp; 91-100-008</b>
<b>40-610A-009/10/11/12</b>	<b>91-100-003</b>
<b>40-610A-013/14/15/16</b>	<b>91-100-011 &amp; 91-100-003</b>

For further assistance, please contact your local Pickering sales office.

## Mating Connectors & Cabling

For connection accessories for the 40-610A series please refer to the **90-002D** 200-pin LFH Connector Accessories data sheet where a complete list and documentation can be found for accessories, or refer to the Connection Solutions catalog.



**Pickering can supply mating 200-pin connectors and cable assemblies to enable easy integration of the 40-610A series of multiplexer modules**



## Chassis Compatibility

This PXI module must be used in a suitable chassis. It is compatible with the following chassis types:

- All chassis conforming to the 3U PXI and 3U Compact PCI (cPCI) specification
- Legacy and Hybrid Peripheral slots in a 3U PXI Express (PXIe) chassis
- Pickering Interfaces LXI or LXI/USB Modular Chassis

## Chassis Selection Guide

### Standard PXI or hybrid PXIe Chassis from any Vendor:

- Mix our 1000+ PXI switching & simulation modules with any vendor's PXI instrumentation
- Embedded or remote Windows PC control
- Real-time Operating System Support
- High data bandwidths, especially with PXI Express
- Integrated module timing and synchronization


### Pickering LXI or LXI/USB Modular Chassis—only accept our 1000+ PXI Switching & Simulation Modules:

- Ethernet or USB control enables remote operation
- Low-cost control from practically any controller
- LXI provides manual control via Web browsers
- Driverless software support
- Power sequencing immunity
- Ethernet provides chassis/controller voltage isolation
- Independence from Windows operating system



## Connectivity Solutions

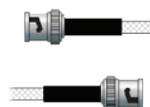
We provide a full range of supporting cable and connector solutions for all our switching products—20 connector families with 1200+ products. We offer everything from simple mating connectors to complex cables assemblies and terminal blocks. All assemblies are manufactured by Pickering and are guaranteed to mechanically and electrically mate to our modules.



Connectors & Backshells



Multiwire Cable Assemblies



RF Cable Assemblies



Connector Blocks

We also offer customized cabling and have a free online **Cable Design Tool** that can be used to create custom cable solutions for many applications. Visit: [pickeringtest.com/cdt](http://pickeringtest.com/cdt) to start your design.

## Mass Interconnect

We recommend the use of a mass interconnect solution when an Interchangeable Test Adapter (ITA) is required for a PXI or LXI based test system. Our modules are fully supported by both Virginia Panel and MacPanel.

## Pickering Reed Relays

We are the only switch provider with in-house reed relay manufacturing capability via our Relay Division. These instrument grade reed relays feature **SoftCenter™** technology, ensuring long service life and repeatable contact performance. To learn more, please go to: [pickeringrelay.com](http://pickeringrelay.com)



## Programming

Pickering provide kernel, IVI and VISA (NI & Keysight) drivers which are compatible with all Microsoft supported versions of Windows and popular older versions. For a list of all supporting operating systems, please see: [pickeringtest.com/os](https://pickeringtest.com/os)

The VISA driver support is provided for LabVIEW Real Time Operating Systems (Pharlap and Linux-RT). For other RTOS support contact Pickering. These drivers may be used with a variety of programming environments and applications including:


- **Pickering Interfaces Switch Path Manager**
- **National Instruments** products (LabVIEW, LabWindows/CVI, Switch Executive, MAX, TestStand, VeriStand, etc.)
- **Microsoft Visual Studio** products (Visual Basic, Visual C++)
- **Programming Languages** C, C++, C#, Python
- **Keysight** VEE and OpenTAP
- **Mathworks** Matlab
- **Marvin** ATEasy
- **MTQ Testsolutions** Tecap Test & Measurement Suite

Drivers for popular Linux distributions are available, other environments are also supported, please contact Pickering with specific enquiries. We provide Soft Front Panels (SFPs) for our products for familiarity and manual control, as well as comprehensive documentation and example programs to help you develop test routines with ease.

To learn more about software drivers and development environments, please go to: [pickeringtest.com/software](https://pickeringtest.com/software)

## Signal Routing Software

Our signal routing software, Switch Path Manager, automatically selects and energizes switch paths through Pickering switching systems. Signal routing is performed by simply defining test system endpoints to be connected together, greatly accelerating Test System software development. To learn more, please go to: [pickeringtest.com/spm](https://pickeringtest.com/spm)



## Diagnostic Relay Test Tools

**eBIRST** Switching System Test Tools are designed specifically for our PXI, PCI or LXI products, these tools simplify switching system fault-finding by quickly testing the system and graphically identifying the faulty relay.

To learn more, please go to: [pickeringtest.com/ebirst](https://pickeringtest.com/ebirst)



## Three Year Warranty & Guaranteed Long-Term Support

All standard products manufactured by Pickering Interfaces are warranted against defective materials and workmanship for a period of three years from the date of delivery to the original purchaser. Extended warranty and service agreements are available for all our modules and systems with various levels to suit your requirements. Although we offer a 3-year warranty as standard, we also include guaranteed long-term support—with a history of supporting our products for typically 15-20 years. To learn more, please go to: [pickeringtest.com/support](https://pickeringtest.com/support)

## Available Product Resources

We have a large library of product resources including success stories, product and support videos, articles and white papers as well as application specific product brochures to assist when looking for the switching, simulation and connection solutions you need. We also have handy reference books on Switching Technology and for the PXI and LXI standards.



To view, download or request any of our product resources, please visit: [pickeringtest.com/resources](https://pickeringtest.com/resources)