

- Fully Compliant LXI Interface (1.5)
- Ethernet 1000baseT Interface
- USB 3 Compatible
- Supports 1000+ Pickering PXI 3U Modules Including:
 - Programmable Resistors
 - Matrices
 - Multiplexers
 - General Purpose Relays
 - RF Switches
 - Fault Insertion
- Supports Six User Slots
- Built-In Scan List Sequence Stores With Triggering Capability
- Compact Full Rack Width 1U Form Factor
- 3 Year Warranty



Pickering Interfaces' 60-106 modular chassis occupies only a small, 1U rack-height form factor, making it suitable for portable and space-restricted rack-mount applications. This chassis is also available with built-in scan list sequencing and triggering (model 60-106-002), see page three for more information.

The chassis supports from one to six Pickering PXI 3U modules; choose from over 1,000 module types including programmable resistors, matrices, multiplexers, general purpose relays, RF switches and fault insertion units.

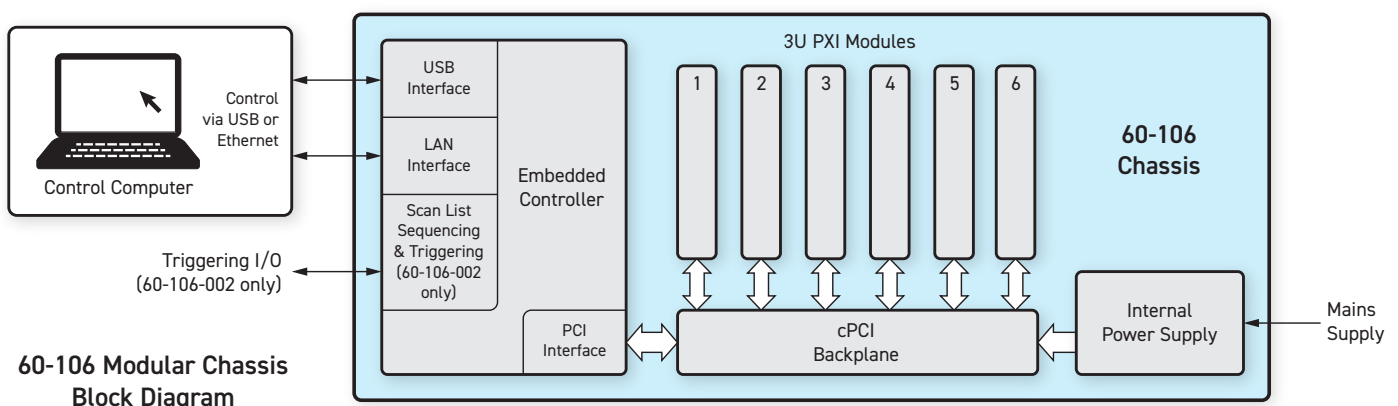
Possible systems include switching matrices up to 4608 crosspoints (three 40-558 BRIC2 occupying three pairs of slots) or up to 108 channels of programmable resistor/sensor emulation (six 40-295 18-channel resistor modules occupying six slots).

For a list of compatible PXI modules, please refer to the 60-106 user manual.

The USB compatible and LXI compliant interfaces enable the chassis to be controlled directly through standard interfaces found on most personal computers, allowing for a very cost effective route into the modular test and measurement market.

The chassis can be controlled through built in software drivers. Chassis configuration and module control is possible through the W3C web page interface.


The 60-106 is powered from an internal AC mains supply.





The 60-106 is part of a family of LXI/USB chassis capable of supporting Pickering's range of 3U PXI modules. Shown here, along with the 6-slot 60-106, are the 4-slot 60-105 and the 2-slot 60-104.

The 60-106 6-slot LXI/USB chassis with the top cover removed showing internal construction.



Rear view of the 60-106 LXI/USB chassis - the 60-106 is suitable for fitting into a 19 inch rack using the supplied front and rear mounting ears.

Sequencing Service and Triggering

The Sequencing service provides the user with the ability to set a series of pre-determined sequences on an LXI instrument. These sequences can be triggered by software or - for the 60-106-002 - by one of the sixteen software configurable open drain triggers.

As the operations are grouped together, it will minimize the number of control transactions required to achieve a composite change of target switch state, condensing multiple operations in a single sub unit into a single operation, thus reducing the overall system switch settling time. For example, if a user wants to operate X1-Y1, X4-Y1, X2-Y2, in the first sequence, only one operation, and one delay, will be used.

Additionally, as the switch state sequences are stored within the LXI controller itself, the burden on the Host CPU and Ethernet traffic is greatly reduced, so the overall system latency is reduced.

The 60-106-002 version features a software reset line which provides the ability for a user supplied reset to be applied to the unit, triggering a software reset of the relays, returning all relays in the unit to their default state.

The 60-106-002 also has a software fault line available that will be triggered if there is any error detected within the unit. Please note that while these reset and fault lines use dedicated physical connections to the unit, they are software control lines and as such should not be used for safety interlocks etc.

Specifications

Chassis Backplane:	32-bit cPCI backplane, compatible with PXI.
Chassis Capacity:	6 off 3U user slots available.

PXI Module compatibility

The chassis is supplied with drivers for Pickering PXI modules.	
Switching Support:	All of Pickering's 1 & 2 slot 3U PXI switching modules. Includes (but not limited to): All 2-slot 3U BRIC matrices, featuring up to 3312 crosspoints.
Simulation support:	All programmable resistor & potentiometers offering up to 108 channels, RF attenuators, digital I/O and other simulation modules.

Power Supply

Input Voltage Range:	100 - 240 Vrms
Input Voltage Frequency:	50 - 60 Hz
Max Input Current Rating:	6.5 A at 120 Vrms

Cooling

Airflow:	Crossflow
Per-slot Cooling Capacity:	25 W at 40 °C ambient
Fans:	8 off 7.7 cfm fans

Acoustic Noise Emissions

With fans on maximum:	53 dBA typical
-----------------------	----------------

Slot Capacity (Per Slot)

+3.3 V	+5 V	+12 V	-12 V
6 A	6 A	1 A	1 A

Note: +3.3 V and +5 V can provide 6 A simultaneously to a maximum of 4 slots or 24 A distributed over all slots.

LAN Interface

Designed to comply with the LXI Standard Version 1.5	
Connector:	RJ45 Connector.
Connection Speed:	1000BaseT interface.

USB Interface

Designed to be compatible with USB3 (backwardly compatible with USB/USB2)	
Connector:	USB3 type B
Connection Speed:	400 MBps

Mechanical Specification

Dimensions:	Width: 440 mm (17.32")
	Height: 44.3 mm (1.74")
	Depth: 400 mm (15.75")
Weight:	5.6 kg without PXI modules

Scan List Sequencing

Capable of storing 5000 predefined test sequences, loaded from the host Controller to the LXI unit at process initialization, with the ability to be triggered through software or from any of the sixteen software configurable triggers.

For more information on the Pickering Sequence Manager, please go to: [pickering-sequence-manager](#)

Triggering (60-106-002)

- 16x Software Configurable Bidirectional Open Drain Triggers
- 1x Dedicated Software Reset Line
- 1x Dedicated Software Fault Line
- 1x Dedicated Interlock Line

Sequencing/Triggering port connector:
25-pin male micro-D connector

Operating/Storage Conditions

Operating Temperature:	0 °C to +55 °C
Humidity:	Up to 90 % non-condensing
Altitude:	5000 m
Storage/Transport Temperature:	-20 °C to +75 °C
Humidity:	Up to 90 % non-condensing
Altitude:	15000 m

Safety, CE & RoHS Compliance

All products are fully CE compliant and meet applicable EU directives:

Low-voltage safety EN61010-1:2010,
EMC Immunity EN61326-1:2013,
Emissions EN55011:2009+A1:2010.

The 60-106 Chassis also complies with the European Restriction of Hazardous Substances directive (RoHS).

Product Order Codes

LXI/USB Modular Switching Chassis, 6-Slot	60-106-001
LXI/USB Modular Switching Chassis, 6-Slot with Triggering	60-106-002

Accessories

PXI 1-Slot Blanking Kit	40-942-001
PXI 1-Slot Air Blocker	40-942-011

Included in the Package

The 60-106 chassis is shipped as a package which includes:

- Pickering LXI chassis (60-106-001 or 60-106-002) with blank panels fitted to all slots
- USB3 Cable
- Ethernet Cable
- Appropriate power cord for your territory
- Product Information/Driver DVD

The 60-106 is part of a range of PXI and PXIe Hybrid chassis which includes PXI chassis with an LXI or USB control interface.

Pickering's Range of PXI & PXIe Chassis			
Chassis Type	Number of Slots	Chassis Size	Model No.
PXI	14	4U Full Rack	40-914
PXI	19	4U Full Rack	40-923A
PXI	8	4U Half Rack	40-924
PXIe Hybrid (Gen 3)	8	4U Half Rack	42-924
PXIe Hybrid (Gen 3)	18	4U Full Rack	42-925
PXIe Hybrid (Gen 2)	18	4U Full Rack	42-926
PXIe Hybrid (Gen 2)	21	4U Full Rack	42-927
PXI with LXI/USB Control	7	4U Half Rack	60-102D
PXI with LXI/USB Control	18	4U Full Rack	60-103D
PXI with LXI/USB Control	2	1U Half Rack	60-104
PXI with LXI/USB Control	4	2U Half Rack	60-105
PXI with LXI/USB Control	6	1U Full Rack	60-106



PXI Switching and Sensor Simulation

Pickering is a leading manufacturer of PXI switching and sensor simulation modules, available in PXI and PXIe formats. With our deep portfolio of over 1,000 modules, we provide the assurance that you can optimize your test system switching and simulation to exactly fit your needs. These modules range from the highest density switching matrices, RF/Microwave and optical switching, to sensor simulation, including programmable resistors, strain gauge, battery and thermocouple simulators.


Please refer to the categories below and visit pickeringtest.com/pxi to find the products you need:

Sensor Simulation

- Programmable Resistors
- Thermocouple Simulators
- LVDT/RVDT/Resolver Simulators
- Analog Output/Current Loop Simulators
- Strain Gauge Simulators
- Digital I/O and Prototype
- Power Supply & Battery Simulators
- Amplifier & Attenuator
- Waveform Generator
- Switch Simulators

Switching

- General Purpose Relay
- BRIC™ Large Matrices
- Matrices
- Multiplexers
- RF & Microwave
- Fault Insertion
- USB, Comms, Avionics & Optical
- 6U Switching



All of our PXI modules will plug into any PXI compliant chassis or a Hybrid Slot in a PXIe chassis and may also be used in our Ethernet controlled modular LXI switching chassis. Our PXIe modules will plug into any compliant PXIe slot or Hybrid Slot in a PXIe chassis.

Connectivity Solutions

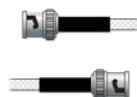
We provide a full range of supporting cable and connector solutions for all our switching products—20 connector families with **1200+** products. We offer everything from simple mating connectors to complex cables assemblies and terminal blocks. All assemblies are manufactured by Pickering and are guaranteed to mechanically and electrically mate to our modules. These accessories are detailed in Connector Accessories data sheets, where a complete list and documentation can be found for each accessory.



Connectors & Backshells



Multi-way Cable Assemblies



RF Cable Assemblies




Breakouts



Connector Blocks

We also offer customized cabling and have a free online **Cable Design Tool** that can be used to create custom cable solutions for many applications.

- Fully supported on modern browsers and tablet operating systems.
- Built-in tutorials and videos allow you to get quickly up to speed.
- Store cable assemblies in the Cloud and develop over time.
- Each cable design has a downloadable PDF documentation file detailing all specifications



Start designing your custom cabling, go to pickeringtest.com/cdt


Mass Interconnect

We recommend the use of a mass interconnect solution when an Interchangeable Test Adapter (ITA) is required for PXI/LXI based test systems. Our modules are fully supported by Virginia Panel and MacPanel.

Pickering Reed Relays

We are the only switch provider with in-house reed relay manufacturing capability via our Relay Division. These instrument grade reed relays feature **SoftCenter™** technology, ensuring long service life and repeatable contact performance.

To learn more go to pickeringrelay.com



Programming

Pickering provide kernel, IVI and VISA (NI & Keysight) drivers which are compatible with all Microsoft supported versions of Windows and popular older versions.

For more information go to pickeringtest.com/os

The VISA driver support is provided for LabVIEW Real Time Operating Systems (Pharlap and Linux-RT). For other RTOS support contact Pickering. These drivers may be used with a variety of programming environments and applications including:

- **Pickering Interfaces Switch Path Manager**
- **National Instruments** products (LabVIEW, LabWindows/CVI, Switch Executive, MAX, TestStand, VeriStand, etc.)
- **Microsoft Visual Studio** products (Visual Basic, Visual C++)
- **Programming Languages** C, C++, C#, Python
- **Keysight VEE** and **OpenTAP**
- **Mathworks MATLAB, Simulink**
- **Marvin ATEasy**
- **MTQ Testsolutions** Tecap Test & Measurement Suite

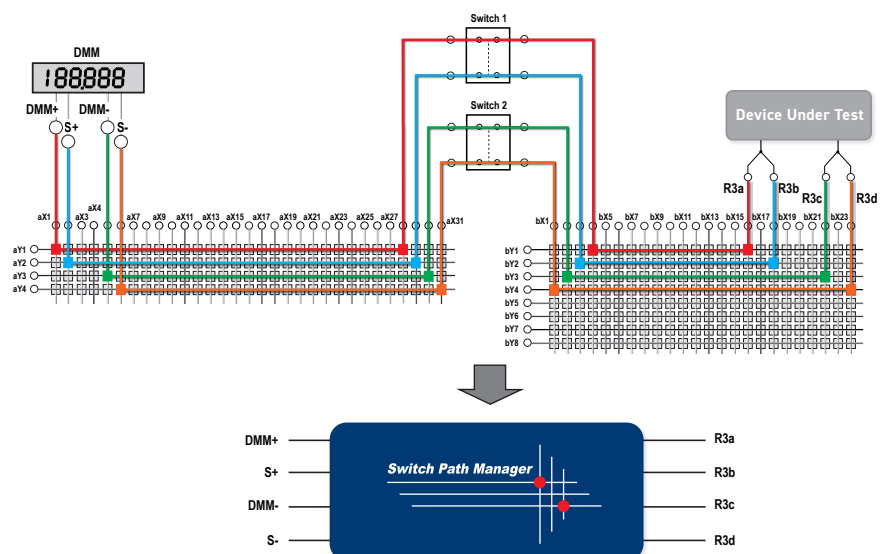
Drivers for popular Linux distributions are available, other environments are also supported, please contact Pickering with specific enquiries. We provide Soft Front Panels (SFPs) for our products for familiarity and manual control, as well as comprehensive documentation and example programs to help you develop test routines with ease.

To learn more about software drivers and development environments go to pickeringtest.com/software

Signal Routing Software

Our signal routing software, Switch Path Manager, automatically selects and energizes switch paths through Pickering switching systems. Signal routing is performed by simply defining test system endpoints to be connected together, greatly accelerating Test System software development.

To learn more go to pickeringtest.com/spm



Diagnostic Relay Test Tools

eBIRST Switching System Test Tools are designed specifically for our PXI, PCI or LXI products, these tools simplify switching system fault-finding by quickly testing the system and graphically identifying the faulty relay.

To learn more go to pickeringtest.com/ebirst



Three Year Warranty & Guaranteed Long-Term Support

All standard products manufactured by Pickering Interfaces are warranted against defective materials and workmanship for three years from the date of delivery to the original purchaser. Extended warranty and service agreements are available with various levels for your requirements. Although we offer a 3-year warranty as standard, we also include guaranteed long-term support—with a history of supporting our products for typically 15-20 years.

To learn more go to pickeringtest.com/support

Available Product Resources

We have a library of resources including success stories, product and support videos, articles and white papers as well as application-specific brochures to assist you. We have also published reference books on switching technology and the PXI and LXI standards.

To view, download or request any of our product resources go to pickeringtest.com/resources

