

- High Bandwidth 75Ω RF Matrix
- Usable to 1.5 GHz
- Fully Integrated Design
- Configurations to 32x16
- Automatic Termination of Unused Inputs
- Excellent RF Performance
- Simple Remote Control Via LXI Interface
- LXI Standard 1.4 Compliant
- 3 Year Warranty



The 60-730 is a family of integrated RF matrices suitable for use up to 1.5 GHz.

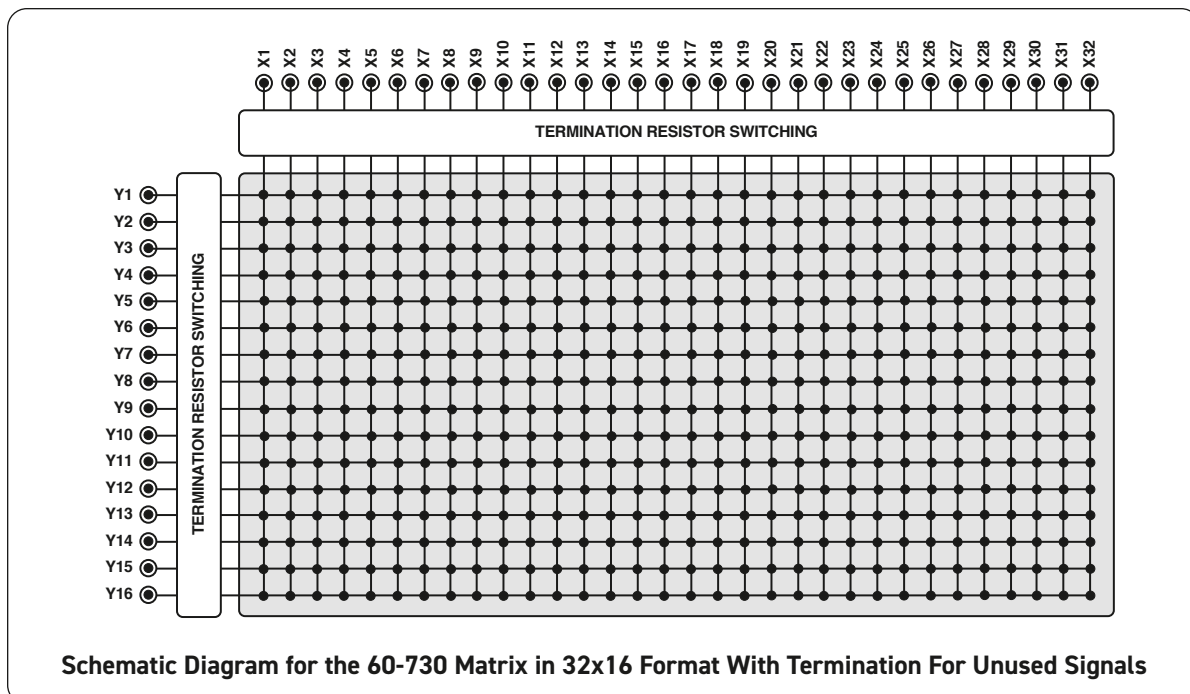
The construction of the 60-730 provides a cost effective alternative to RF switching based on microwave relays while maintaining a high level of performance.

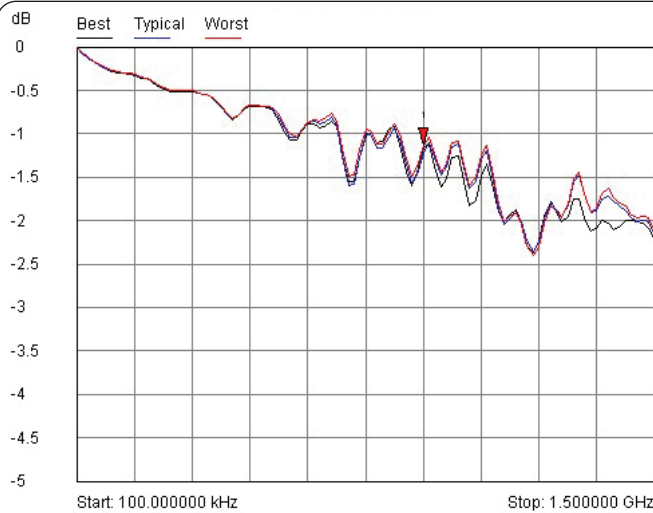
The matrix is fully scalable, allowing a variety of sizes to be offered. The innovative design maintains a close insertion loss match for all signal routes, minimizing the calibration required when optimizing test system performance.

The design is non-blocking Y to X (or X to Y) allowing any input to be connected to any output. The construction is based on high quality electro-mechanical relays providing fast operating time compared to microwave relays.

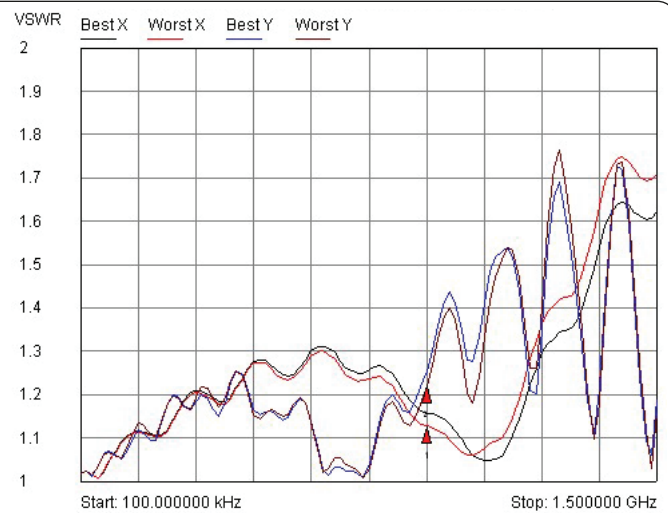
The unit is programmable via the LAN interface using Pickering's switch driver. Standard (W3C) web browsers can be used to access and change configuration and provide control via the built in soft front panels.

The 60-730 uses F-Type signal connectors simplifying connection to appliances and distribution systems typical of a domestic environment. The unit can be supplied with alternative connectors with improved performance and other matrix sizes can be specified. Contact your Pickering sales representative for information.

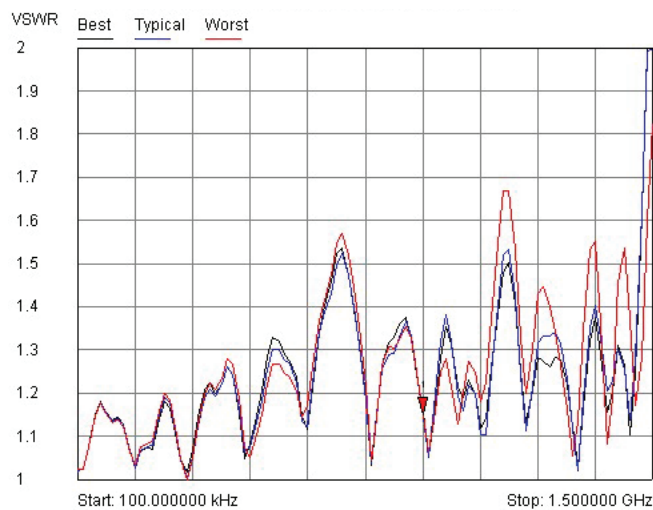




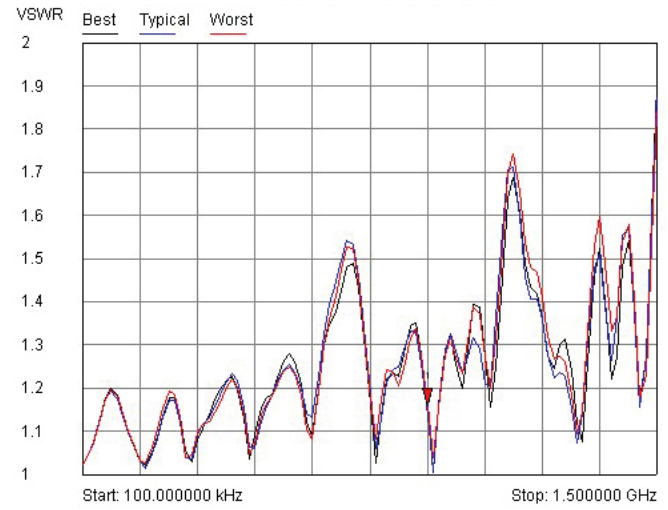
60-730 Typical Insertion Loss



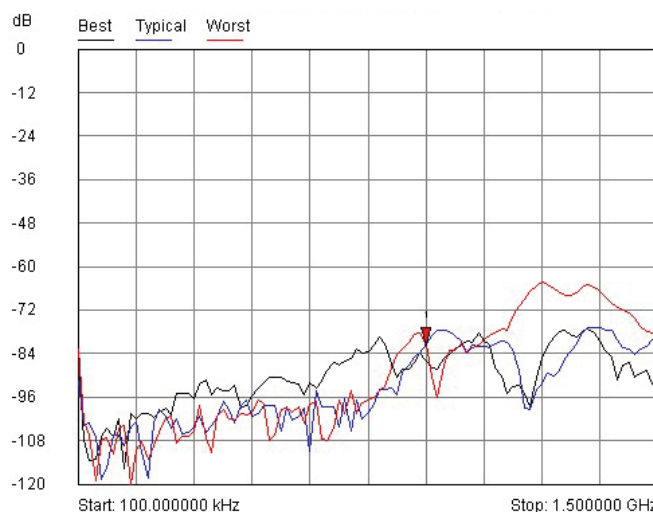
60-730 Typical VSWR - Internal Terminations



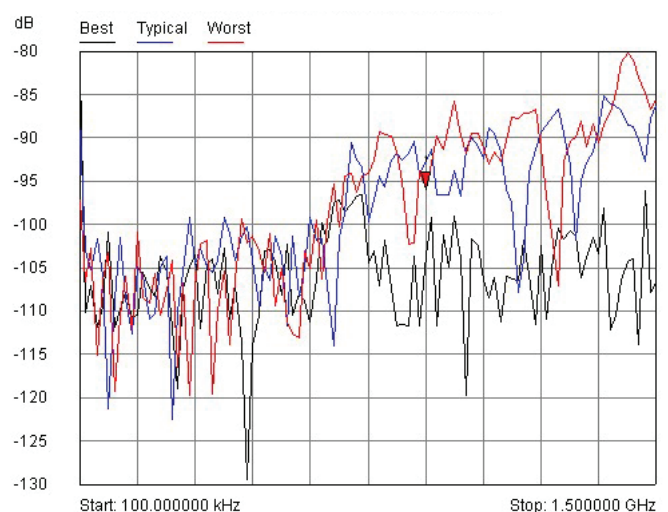
60-730 Typical VSWR - Y Port Thru Path to X Port



60-730 Typical VSWR - X Port Thru Path to Y Port



60-730 Typical Crosstalk (red trace is typical worst case)



60-730 Typical Isolation - X to Y Path

NOTE: Marker on plots indicates a frequency of 900 MHz

General Matrix Information

Matrix Size:	32x16, 24x16 or 16x16
Connectors:	Front panel Precision F-type.
Operating Time:	3 ms
Max. DC Switch Voltage:	6 V
Max. DC Current:	0.08 A
Max Power Rating:	0.48 W per path
Life Expectancy:	10 ⁷ operations at <100 mW

Matrix RF Specification

Characteristic Impedance:	75 Ω
Usable Frequency Range:	DC to 1.5 GHz
Insertion Loss (typical):	-0.3 dB at 100 kHz -1.7 dB at 900 MHz -2.5 dB at 1.5 GHz
VSWR (typical)	
Internal termination:	1.4:1 at 900 MHz 1.8:1 at 1.5 GHz
Thru path:	1.6:1 at 900 MHz 1.8:1 at 1.5 GHz
Isolation (typical):	
Single X to Y path:	-85 dB at 900 MHz -80 dB at 1.5 GHz
Crosstalk	
Typical:	-75 dB at 900 MHz -65 dB at 1.5 GHz
Other paths:	-75 dB at 900 MHz -70 dB at 1.5 GHz
Maximum RF Power:	0.125 W (limited by termination resistors)

Power Source

Universal AC mains supply, 90-120/200-240 V 50-60 Hz	
Power Inlet:	Male IEC connector
Power Rating:	100VA maximum
Fuse Rating:	2.5 A, 250 V

LAN Interface

Compliant to LXI Standard 1.4, the 60-730 has a 1000Base-T Ethernet Interface via a standard RJ-45 connector mounted on the rear panel with an LCD display showing the unit's IP address*.

***Note:** Legacy units may not have 1000Base-T support or be fitted with an LCD display.

LXI Status Indicators

Front panel mounted LEDs:

- Power
- Ready
- Error
- LAN
- Active

Mechanical Characteristics

Supplied with front panel ears to enable rack mounting on a shelf or other rear support mechanism.

Dimensions: 6U high, full 19" rack width, 500 mm depth
3D models for all versions in a variety of popular file formats are available on request.

Connectors

Signals via front panel F-type connectors.

Operating/Storage Conditions

Operating Conditions

Operating Temperature:	0 °C to +55 °C
Humidity:	Up to 85 % non-condensing
Altitude:	5000 m

Storage and Transport Conditions

Storage Temperature:	-20 °C to +75 °C
Humidity:	Up to 85 % non-condensing
Altitude:	15000 m

Safety & CE Compliance

All products are fully CE compliant and meet applicable EU directives:

Low-voltage safety EN61010-1:2010,
EMC Immunity EN61326-1:2013,
Emissions EN55011:2009+A1:2010.

Product Order Codes

1 GHz, 75 Ω Matrix, 32x16 terminated	60-730-001
1 GHz, 75 Ω Matrix, 24x16 terminated	60-730-002
1 GHz, 75 Ω Matrix, 16x16 terminated	60-730-003

Product Customization

Pickering LXI units are designed and manufactured on our own flexible manufacturing lines, giving complete product control and enabling simple customization to meet very specific requirements.

Customization can include:

- Alternative relay types
- Mixture of relay types
- Alternative number of relays
- Different performance specifications


All customized products are given a unique part number, fully documented and may be ordered at any time in the future. Please contact your local sales office to discuss.

Mating Connectors & Cabling

For connection accessories for the 60-730 please refer to the [90-011D](#) RF Cable Assemblies data sheet where a complete list and documentation can be found for accessories, or refer to the Connection Solutions catalog.

Connectivity Solutions


We provide a full range of supporting cable and connector solutions for all our switching products—20 connector families with 1200+ products. We offer everything from simple mating connectors to complex cables assemblies and terminal blocks. All assemblies are manufactured by Pickering and are guaranteed to mechanically and electrically mate to our modules.



Connectors & Backshells



Multiway Cable Assemblies



RF Cable Assemblies



Connector Blocks

We also offer customized cabling and have a free online **Cable Design Tool** that can be used to create custom cable solutions for many applications. Visit: pickeringtest.com/cdt to start your design.

Mass Interconnect

We recommend the use of a mass interconnect solution when an Interchangeable Test Adapter (ITA) is required for a PXI or LXI based test system. Our modules are fully supported by both Virginia Panel and MacPanel.



Pickering Reed Relays

We are the only switch provider with in-house reed relay manufacturing capability via our Relay Division. These instrument grade reed relays feature **SoftCenter™** technology, ensuring long service life and repeatable contact performance. To learn more, please go to: pickeringrelay.com



Programming

Pickering provide kernel, IVI and VISA (NI & Keysight) drivers which are compatible with all Microsoft supported versions of Windows and popular older versions. For a list of all supporting operating systems, please see: pickeringtest.com/os
The VISA driver support is provided for LabVIEW Real Time Operating Systems (Pharlap and Linux-RT). For other RTOS support contact Pickering. These drivers may be used with a variety of programming environments and applications including:

- **Pickering Interfaces Switch Path Manager**
- **National Instruments** products (LabVIEW, LabWindows/CVI, Switch Executive, MAX, TestStand, VeriStand, etc.)
- **Microsoft Visual Studio** products (Visual Basic, Visual C++)
- **Programming Languages** C, C++, C#, Python
- **Keysight** VEE and OpenTAP
- **Mathworks** Matlab
- **Marvin** ATEasy
- **MTQ Testsolutions** Tecap Test & Measurement Suite


As well as various open source environments such as:

- **Sharp Develop**
- **Dev-C++**

To learn more about software drivers and development environments, please go to: pickeringtest.com/software

Signal Routing Software

Our signal routing software, Switch Path Manager, automatically selects and energizes switch paths through Pickering switching systems. Signal routing is performed by simply defining test system endpoints to be connected together, greatly accelerating Test System software development. To learn more, please go to: pickeringtest.com/spm



Diagnostic Relay Test Tools

eBIRST Switching System Test Tools are designed specifically for our PXI, PCI or LXI products, these tools simplify switching system fault-finding by quickly testing the system and graphically identifying the faulty relay.

To learn more, please go to: pickeringtest.com/ebirst



Three Year Warranty & Guaranteed Long-Term Support

All standard products manufactured by Pickering Interfaces are warranted against defective materials and workmanship for a period of three years from the date of delivery to the original purchaser. Extended warranty and service agreements are available for all our modules and systems with various levels to suit your requirements. Although we offer a 3-year warranty as standard, we also include guaranteed long-term support—with a history of supporting our products for typically 15-20 years. To learn more, please go to: pickeringtest.com/support

Available Product Resources

We have a large library of product resources including success stories, product and support videos, articles and white papers as well as application specific product brochures to assist when looking for the switching, simulation and connection solutions you need. We have also published handy reference books on Switching Technology and for the PXI and LXI standards.



To view, download or request any of our product resources, please visit: pickeringtest.com/resources